

UNITED STATES BANKRUPTCY COURT
Western District of Tennessee
PETITIONS CLOSED FOR TWELVE MONTH PERIODS
BY DIVISIONS

Dec. 31, 2000 - Dec. 31, 2001			
	Memphis	Jackson	Totals
Chapter 7	5,892	2,263	8,155
Chapter 9	0	0	0
Chapter 11	36	38	74
Chapter 12	1	2	3
Chapter 13	12,923	3,260	16,183
Totals:	18,852	5,563	24,415

Dec. 31, 1999 - Dec. 31, 2000			
	Memphis	Jackson	Totals
Chapter 7	4,839	1,699	6,538
Chapter 9	0	0	0
Chapter 11	21	15	36
Chapter 12	1	1	2
Chapter 13	11,536	2,995	14,531
Totals:	16,397	4,710	21,107

Dec. 31, 1998 - Dec. 31, 1999			
	Memphis	Jackson	Totals
Chapter 7	4,999	1,755	6,754
Chapter 9	0	1	1
Chapter 11	23	25	48
Chapter 12	0	3	3
Chapter 13	11,757	2,781	14,538
Totals:	16,779	4,565	21,344

Dec. 31, 1997 - Dec. 31, 1998			
	Memphis	Jackson	Totals
Chapter 7	5,579	1,813	7,392
Chapter 9	0	0	0
Chapter 11	34	26	60
Chapter 12	0	3	3
Chapter 13	11,701	2,724	14,425
Totals:	17,314	4,566	21,880

2001 Over 2000			
	Memphis	Jackson	Total %
Chapter 7	1,053	564	24.73%
Chapter 9	0	0	0.00%
Chapter 11	15	23	105.56%
Chapter 12	0	1	50.00%
Chapter 13	1,387	265	11.37%
Totals:	2,455	853	15.67%

2001 Over 2000		
	Jackson	Total %
Chapter 7	564	33.20%
Chapter 9	0	0.00%
Chapter 11	23	153.33%
Chapter 12	1	100.00%
Chapter 13	265	8.85%
Totals:	853	18.11%

% of Closings by Chap. By Div. Chapter % of			
	Memphis	Jackson	Total Closings
Chapter 7	72%	28%	33.40%
Chapter 9	0%	0%	0.00%
Chapter 11	49%	51%	0.30%
Chapter 12	33%	67%	0.01%
Chapter 13	80%	20%	66.28%
Totals:	77%	23%	100.00%

% of Closings by Chap. By Div. Chapter % of			
	Memphis	Jackson	Total Closings
Chapter 7	74%	26%	30.98%
Chapter 9	0%	0%	0.00%
Chapter 11	58%	42%	0.17%
Chapter 12	50%	50%	0.01%
Chapter 13	79%	21%	68.84%
Totals:	78%	22%	100.00%

% of Closings by Chap. By Div. Chapter % of			
	Memphis	Jackson	Total Closings
Chapter 7	74%	26%	31.64%
Chapter 9	0%	100%	0.00%
Chapter 11	48%	52%	0.22%
Chapter 12	0%	100%	0.01%
Chapter 13	81%	19%	68.11%
Totals:	79%	21%	100.00%

% of Closings by Chap. By Div. Chapter % of			
	Memphis	Jackson	Total Closings
Chapter 7	75%	25%	33.78%
Chapter 9	0%	0%	0.00%
Chapter 11	57%	43%	0.27%
Chapter 12	0%	100%	0.01%
Chapter 13	81%	19%	65.93%
Totals:	79%	21%	100.00%

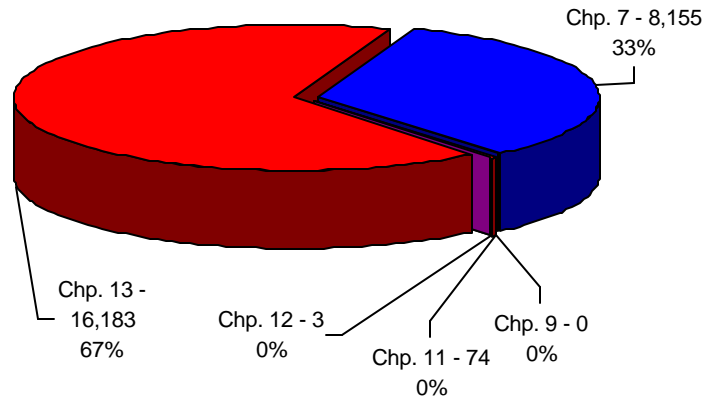
**Overall Change
2001 to 2000
(Both Divisions)**

15.67%

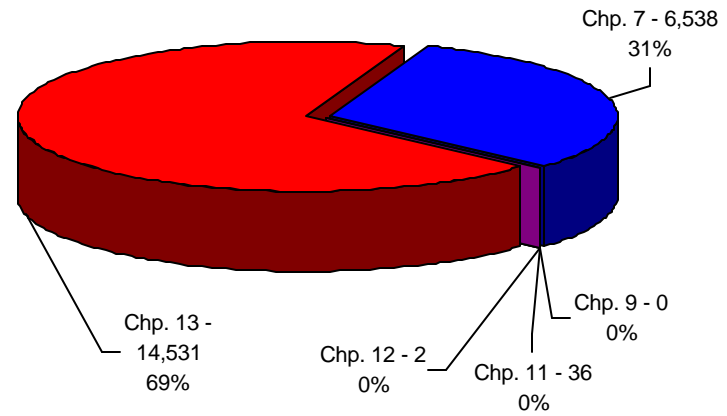
2001 Over 2000		
	Memphis	Total %
Chapter 7	1,053	21.76%
Chapter 9	0	0.00%
Chapter 11	15	68.18%
Chapter 12	0	0.00%
Chapter 13	1,387	12.02%
Totals:	2,455	14.97%

**United States Bankruptcy Court
Western District of Tennessee**

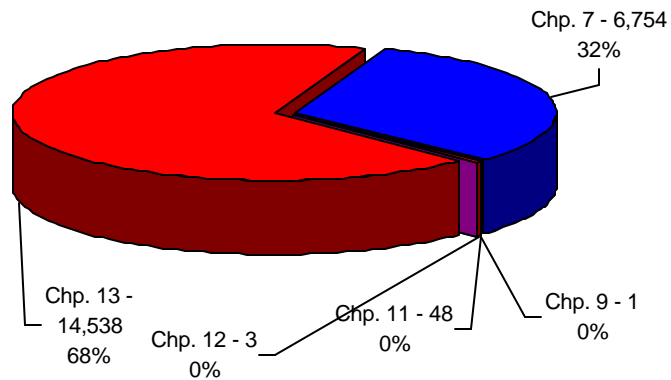
**Bankruptcy Case Closings
December 31, 2000 thru December 31, 2001**



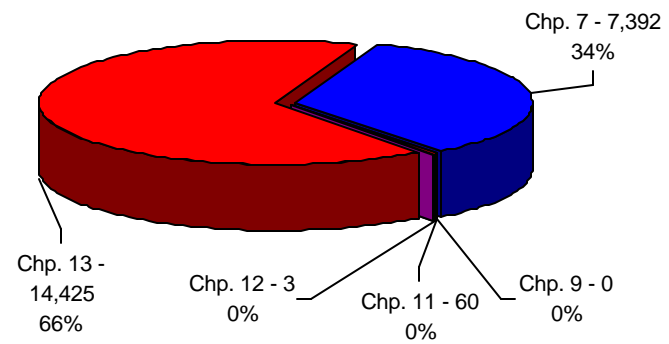
**Bankruptcy Case Closings
December 31, 1999 thru December 31, 2000**



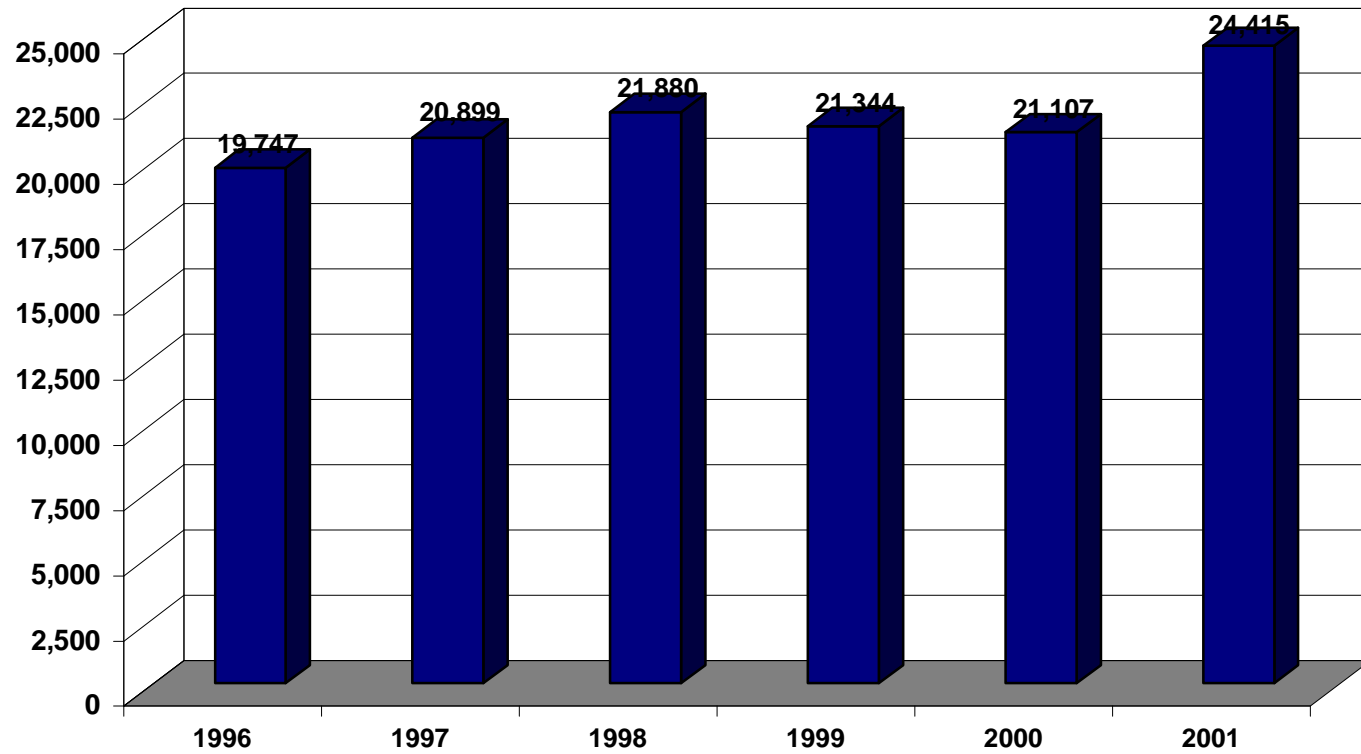
**Bankruptcy Case Closings
December 31, 1998 thru December 31, 1999**



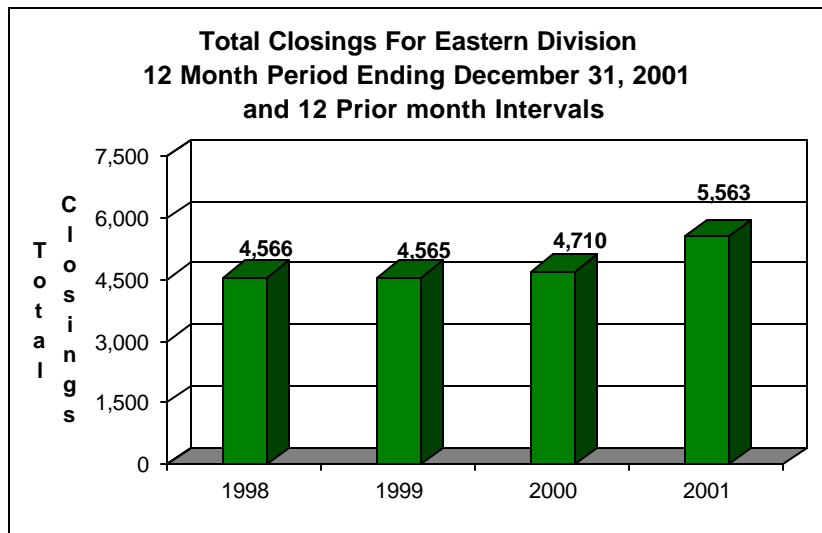
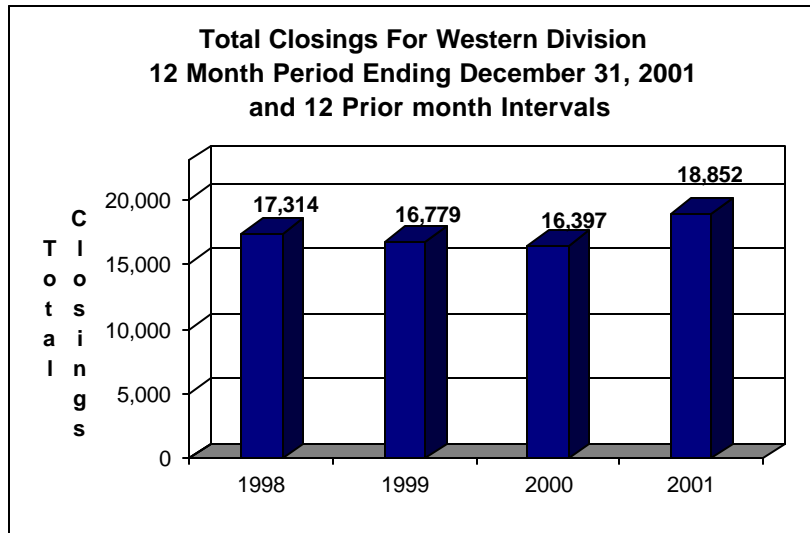
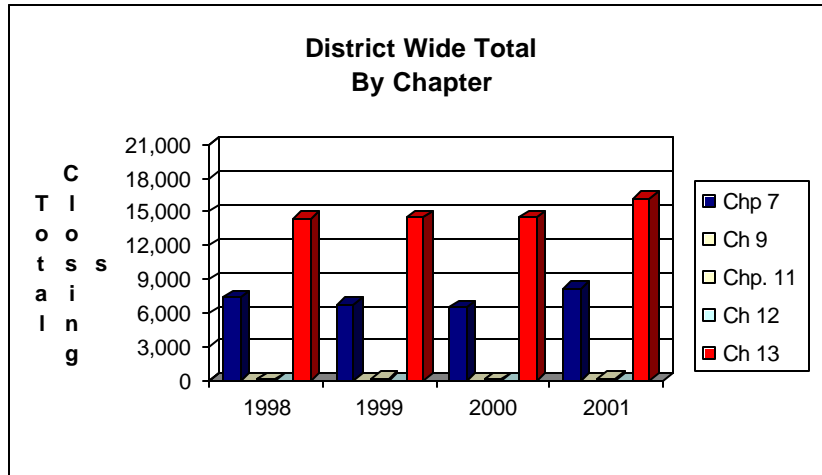
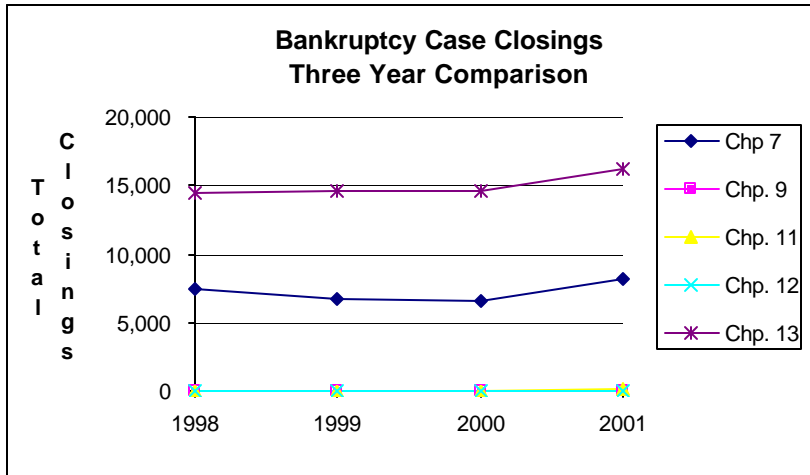
**Bankruptcy Case Closings
December 31, 1997 thru December 31, 1998**



**Total Closings For Western District By Year
12 Month Period Ending December 31, 2001
and 12 Prior Month Intervals**

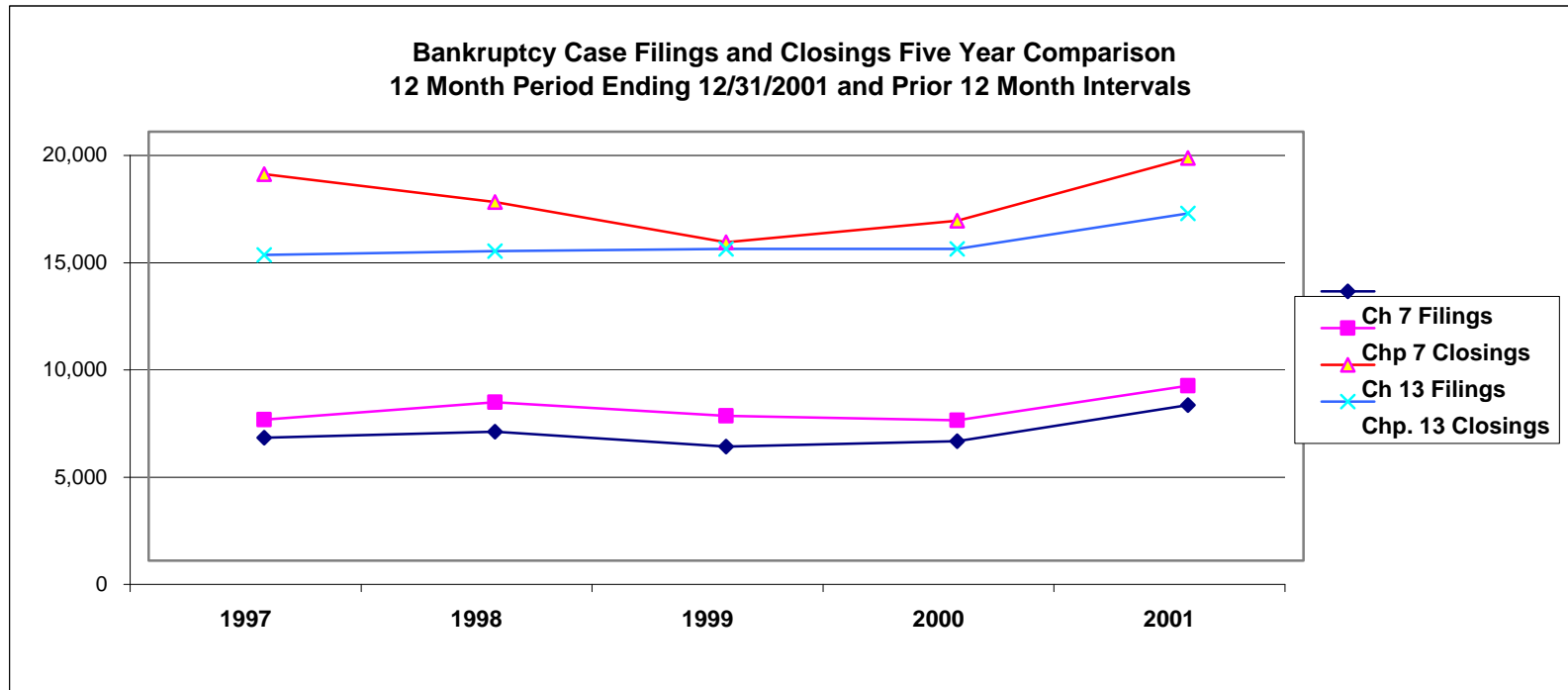


United States Bankruptcy Court Western District of Tennessee



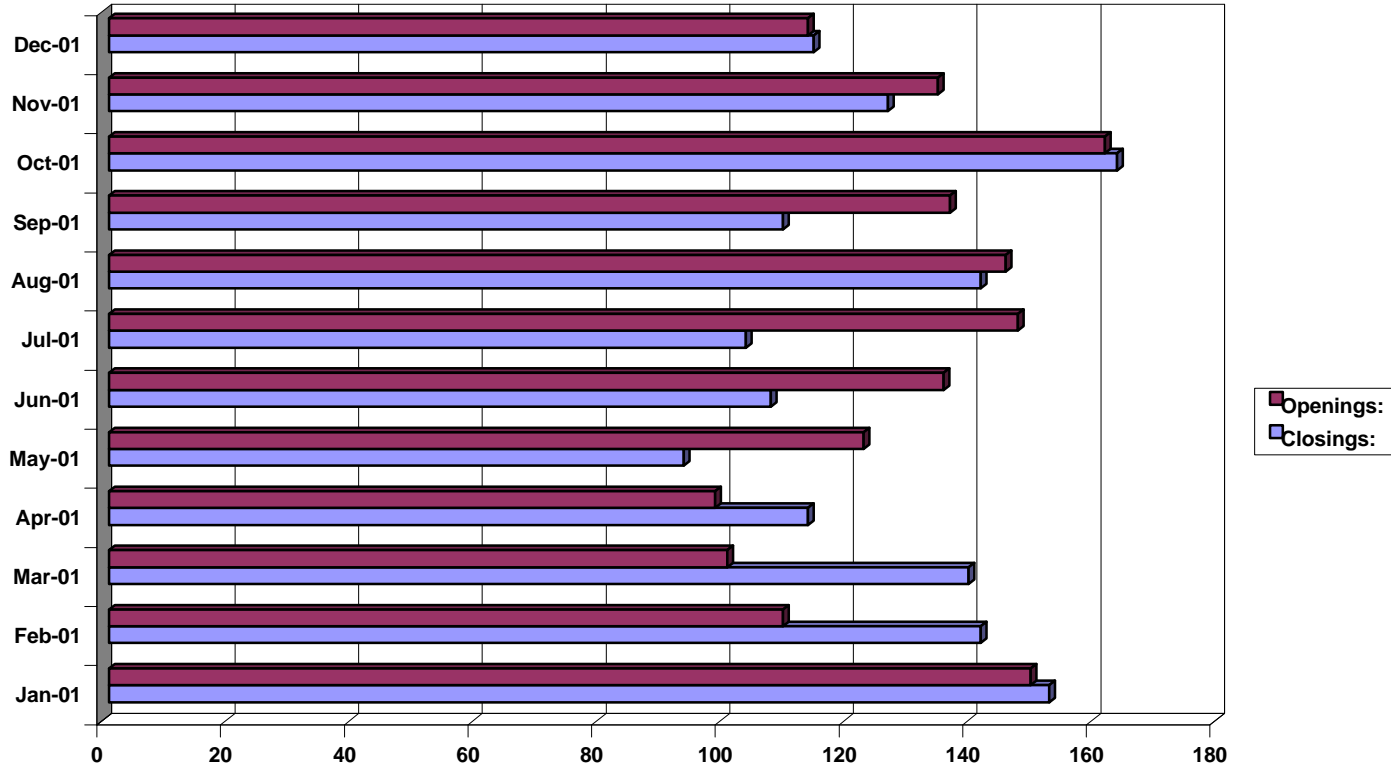
NOTE: Data For Each Year was Calculated Beginning Dec. 31 of that Year And Extending Backwards Twelve Months through Jan. 01

United States Bankruptcy Court
Western District of Tennessee



United States Bankruptcy Court
Western District of Tennessee

**Adversary Openings And Closings
January 1, 2001 - December 31, 2001**



	Jan-01	Feb-01	Mar-01	Apr-01	May-01	Jun-01	Jul-01	Aug-01	Sep-01	Oct-01	Nov-01	Dec-01
Openings:	149	109	100	98	122	135	147	145	136	161	134	113
Closings:	152	141	139	113	93	107	103	141	109	163	126	114