

UNITED STATES BANKRUPTCY COURT
Western District of Tennessee
PETITIONS FILED FOR TWELVE MONTH PERIODS
BY DIVISIONS

Jul 1, 2023 - Jun 30, 2024			
	Memphis	Jackson	Totals
Chapter 7	1,380	518	1,898
Chapter 11	24	6	30
Chapter 12	0	0	0
Chapter 13	4,807	1,160	5,967
Totals:	6,211	1,684	7,895

Jul 1, 2022 - Jun 30, 2023			
	Memphis	Jackson	Totals
Chapter 7	1,337	468	1,805
Chapter 11	16	6	22
Chapter 12	0	0	0
Chapter 13	4,922	1,194	6,116
Totals:	6,275	1,668	7,943

Jul 1, 2021 - Jun 30, 2022			
	Memphis	Jackson	Totals
Chapter 7	1,140	388	1,528
Chapter 11	10	5	15
Chapter 12	0	0	0
Chapter 13	3,645	888	4,533
Totals:	4,795	1,281	6,076

Jul 1, 2020 - Jun 30, 2021			
	Memphis	Jackson	Totals
Chapter 7	1,492	513	2,005
Chapter 11	10	6	16
Chapter 12	0	0	0
Chapter 13	3,148	698	3,846
Totals:	4,650	1,217	5,867

2024 Over 2023			
	Memphis	Jackson	Total %
Chapter 7	43	50	5.15%
Chapter 11	8	0	36.36%
Chapter 12	0	0	0.00%
Chapter 13	(115)	(34)	-2.44%
Totals:	(64)	16	-0.60%

2024 Over 2023		
	Jackson	Total %
Chapter 7	50	10.68%
Chapter 11	0	0.00%
Chapter 12	0	0.00%
Chapter 13	(34)	-2.85%
Totals:	16	0.96%

% of Filings by Chap. By Div. Chapter % of			
	Memphis	Jackson	Total Filings
Chapter 7	73%	27%	24%
Chapter 11	80%	20%	0%
Chapter 12	0%	0%	0%
Chapter 13	81%	19%	76%
Totals:	79%	21%	100%

% of Filings by Chap. By Div. Chapter % of			
	Memphis	Jackson	Total Filings
Chapter 7	74%	26%	23%
Chapter 11	73%	27%	0%
Chapter 12	0%	0%	0%
Chapter 13	80%	20%	77%
Totals:	79%	21%	100%

% of Filings by Chap. By Div. Chapter % of			
	Memphis	Jackson	Total Filings
Chapter 7	75%	25%	25%
Chapter 11	67%	33%	0%
Chapter 12	0%	0%	0%
Chapter 13	80%	20%	75%
Totals:	79%	21%	100%

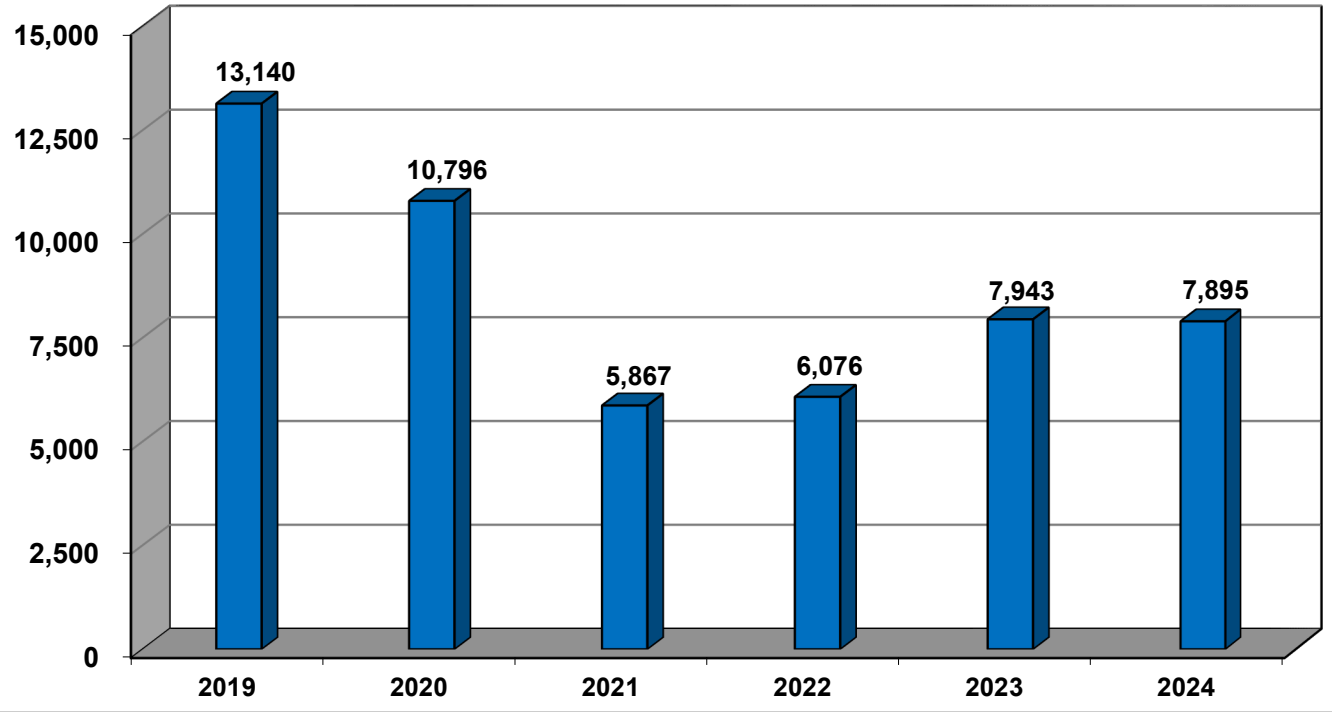
% of Filings by Chap. By Div. Chapter % of			
	Memphis	Jackson	Total Filings
Chapter 7	74%	26%	34%
Chapter 11	62%	37%	0%
Chapter 12	0%	0%	0%
Chapter 13	82%	18%	66%
Totals:	79%	21%	100%

Overall Change 2024 Over 2023 (Both Divisions)
-0.60%

2024 Over 2023		
	Memphis	Total %
Chapter 7	43	3.22%
Chapter 11	8	50.00%
Chapter 12	0	0.00%
Chapter 13	(115)	-2.34%
Totals:	(64)	-1.02%

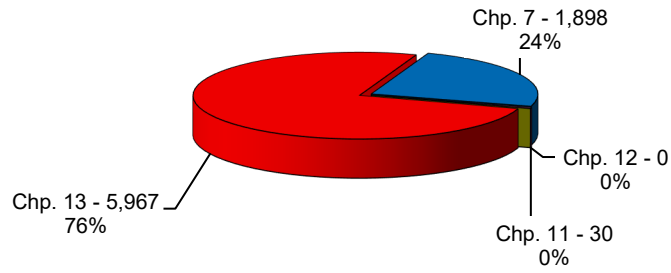
Calculation of percentages are rounded to two places. .745 would be shown as .75 or 75%, and .744 would be displayed as .74 or 74%.

**Total Filings For Western District By Year
12 Month Period Ending Jun 30, 2024
and Prior 12 Month Intervals**

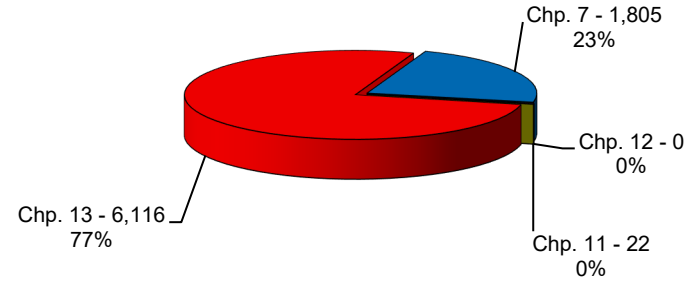


**United States Bankruptcy Court
Western District of Tennessee**

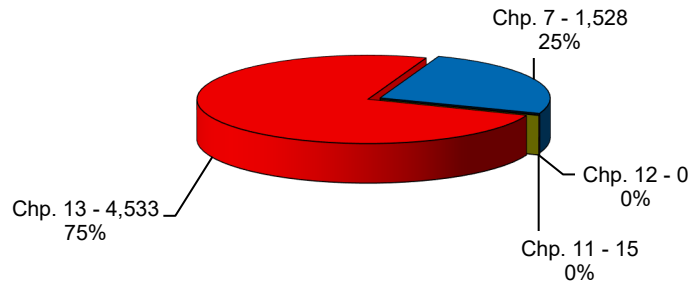
**Bankruptcy Case Filings
Jul 1, 2023 thru Jun 30, 2024**



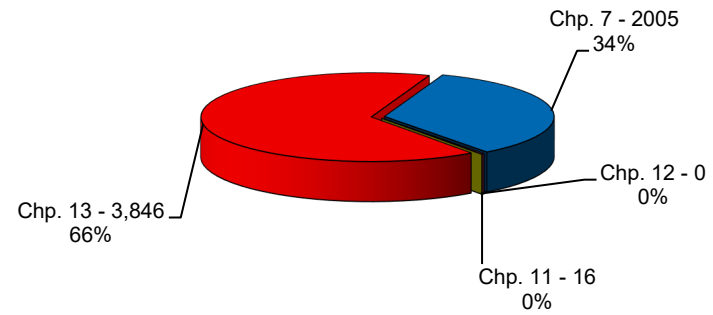
**Bankruptcy Case Filings
Jul 1, 2022 thru Jun 30, 2023**



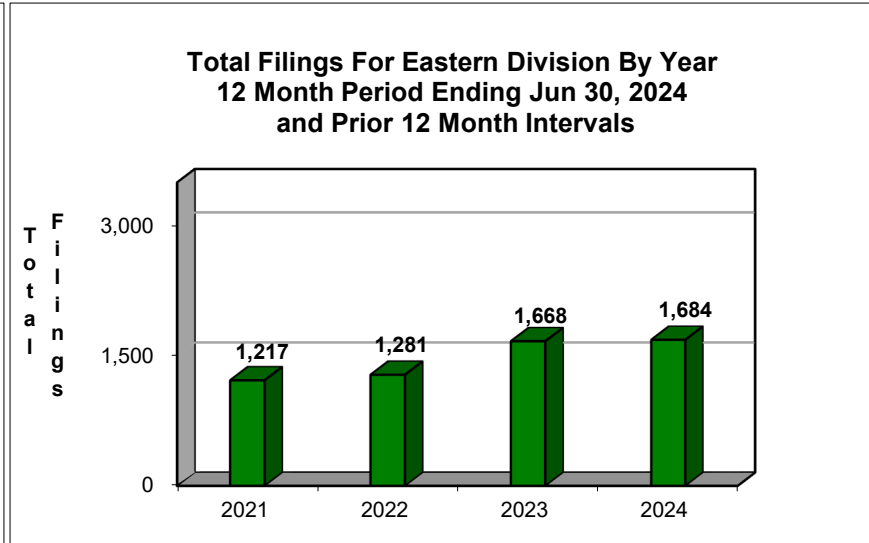
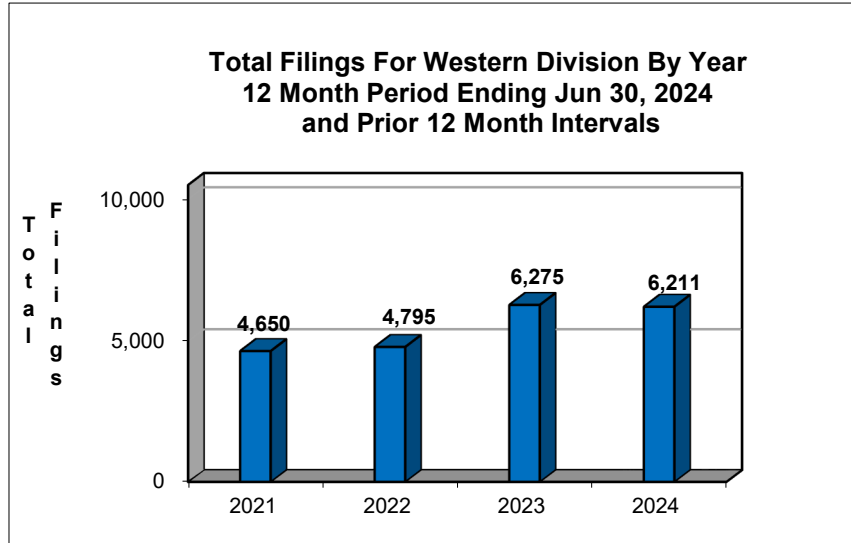
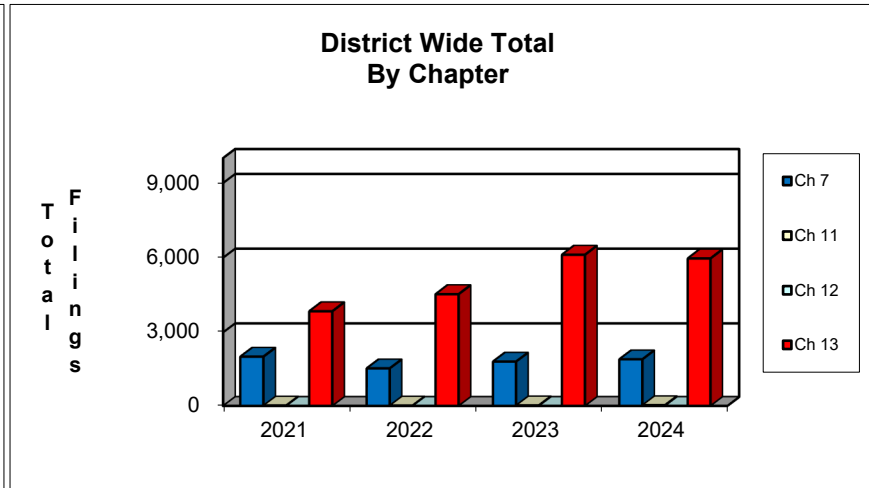
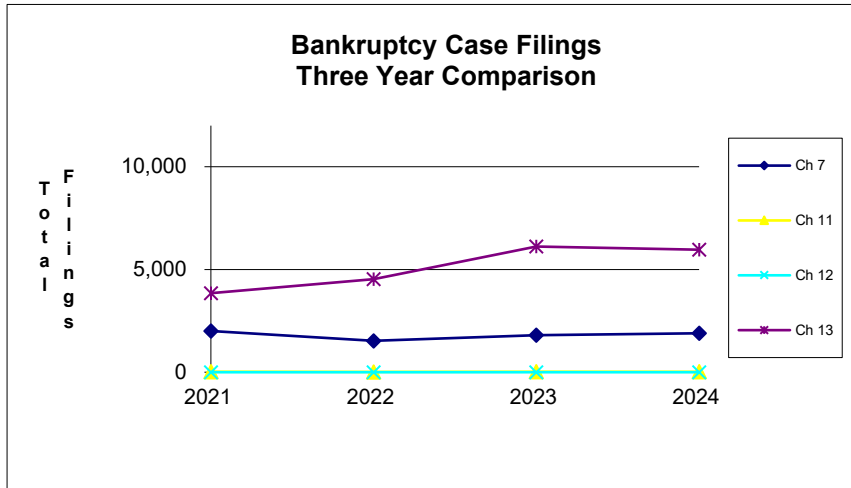
**Bankruptcy Case Filings
Jul 1, 2021 thru Jun 30, 2022**



**Bankruptcy Case Filings
Jul 1, 2020 thru Jun 30, 2021**

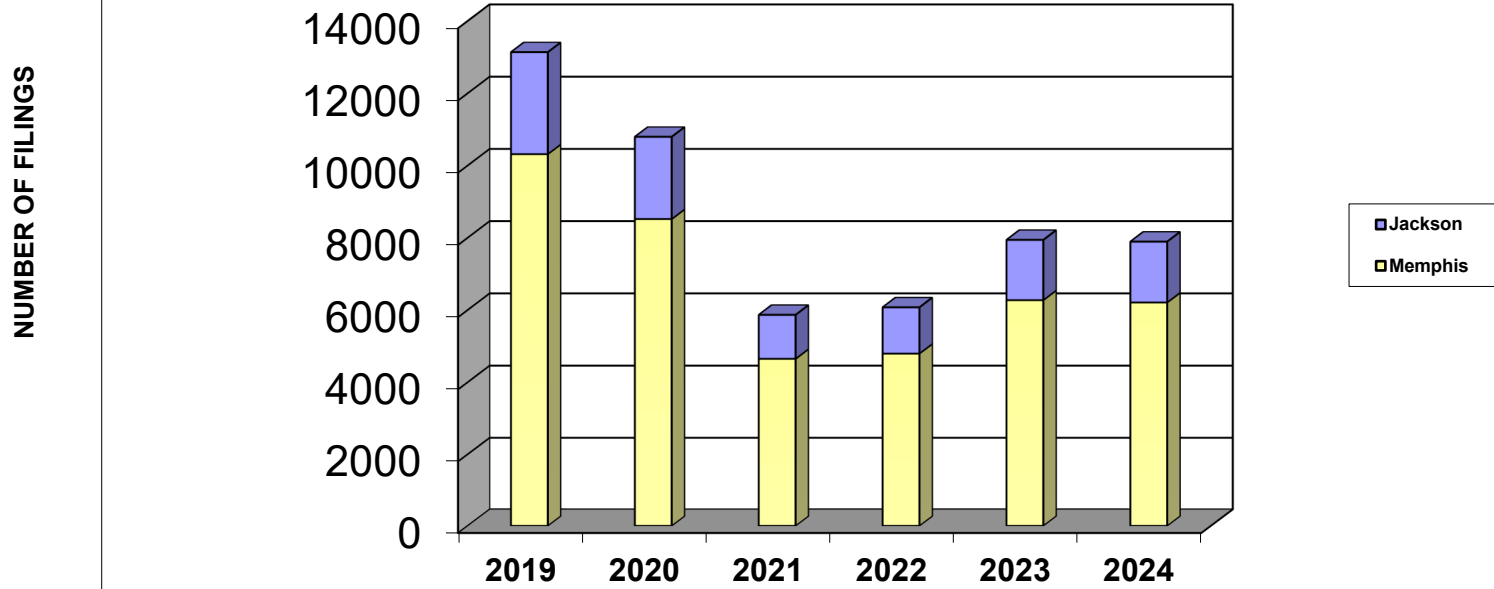


United States Bankruptcy Court Western District of Tennessee



NOTE: Data For Each Year was Calculated Beginning Jun 30, 2024 And Extending Backwards Twelve Months

**Bankruptcy Yearly Case Filings
Western District of Tennessee**



UNITED STATES BANKRUPTCY COURT
Western District of Tennessee
PETITIONS CLOSED FOR TWELVE MONTH PERIODS
BY DIVISIONS

Jul 1, 2023 - Jun 30, 2024			
	Memphis	Jackson	Totals
Chapter 7	1,444	562	2,006
Chapter 11	15	6	21
Chapter 12	0	0	0
Chapter 13	5,403	1,319	6,722
Totals:	6,862	1,887	8,749

Jul 1, 2022 - Jun 30, 2023			
	Memphis	Jackson	Totals
Chapter 7	1,237	434	1,671
Chapter 11	12	6	18
Chapter 12	0	0	0
Chapter 13	5,268	1,468	6,736
Totals:	6,517	1,908	8,425

Jul 1, 2021 - Jun 30, 2022			
	Memphis	Jackson	Totals
Chapter 7	1,409	477	1,886
Chapter 11	11	4	15
Chapter 12	0	0	0
Chapter 13	4,708	1,347	6,055
Totals:	6,128	1,828	7,956

Jul 01, 2020 - Jun 30, 2021			
	Memphis	Jackson	Totals
Chapter 7	1,905	646	2,551
Chapter 11	10	10	20
Chapter 12	0	2	2
Chapter 13	5,357	1,656	7,013
Totals:	7,272	2,314	9,586

2024 Over 2023			
	Memphis	Jackson	Total %
Chapter 7	207	128	20.05%
Chapter 11	3	0	16.67%
Chapter 12	0	0	0.00%
Chapter 13	135	(149)	-0.21%
Totals:	345	(21)	3.85%

2024 Over 2023		
	Jackson	Total %
Chapter 7	128	29.49%
Chapter 11	0	0.00%
Chapter 12	0	0.00%
Chapter 13	(149)	-10.15%
Totals:	(21)	-1.10%

% of Closings by Chap. By Div. Chapter % of			
	Memphis	Jackson	Total Closings
Chapter 7	72%	28%	23%
Chapter 11	71%	29%	0%
Chapter 12	0%	0%	0%
Chapter 13	80%	20%	77%
Totals:	78%	22%	100%

% of Closings by Chap. By Div. Chapter % of			
	Memphis	Jackson	Total Closings
Chapter 7	74%	26%	20%
Chapter 11	67%	33%	0%
Chapter 12	0%	0%	0%
Chapter 13	78%	22%	80%
Totals:	77%	23%	100%

% of Closings by Chap. By Div. Chapter % of			
	Memphis	Jackson	Total Closings
Chapter 7	75%	25%	24%
Chapter 11	73%	27%	0%
Chapter 12	0%	0%	0%
Chapter 13	78%	22%	76%
Totals:	77%	23%	100%

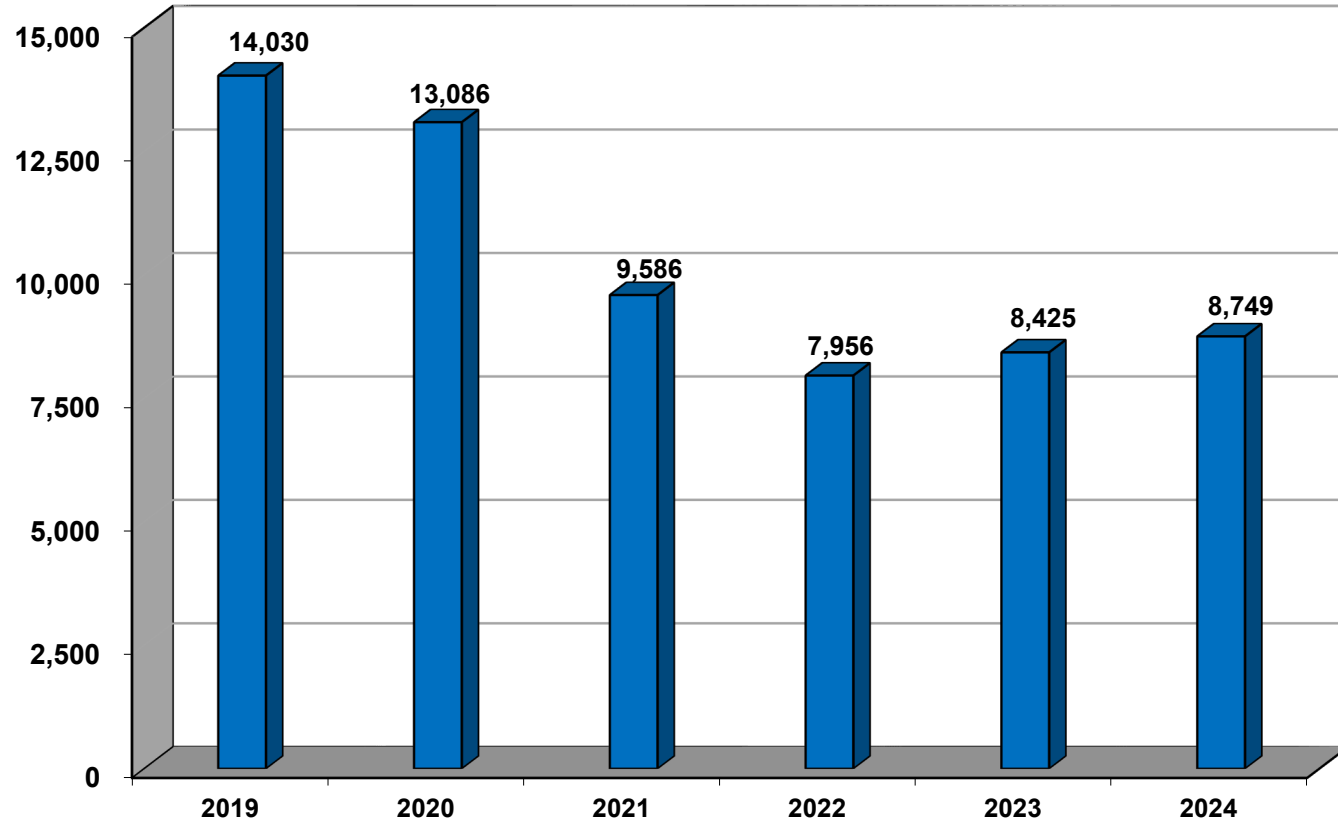
% of Closings by Chap. By Div. Chapter % of			
	Memphis	Jackson	Total Closings
Chapter 7	75%	25%	27%
Chapter 11	50%	50%	0%
Chapter 12	0%	100%	0%
Chapter 13	76%	24%	73%
Totals:	76%	24%	100%

Overall Change 2024 Over 2023 (Both Divisions) 3.85%

2024 Over 2023		
	Memphis	Total %
Chapter 7	207	16.73%
Chapter 11	3	25.00%
Chapter 12	0	0.00%
Chapter 13	135	2.56%
Totals:	345	5.29%

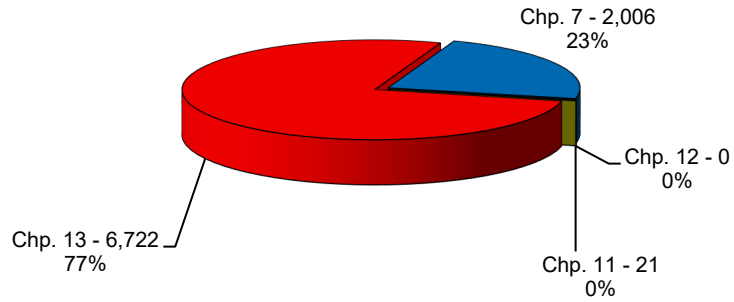
Calculation of percentages are rounded to two places. .745 would be shown as .75 or 75%, and .744 would be displayed as .74 or 74%.

**Total Closings For Western District By Year
12 Month Period Ending Jun 30, 2024
and Prior 12 Month Intervals**

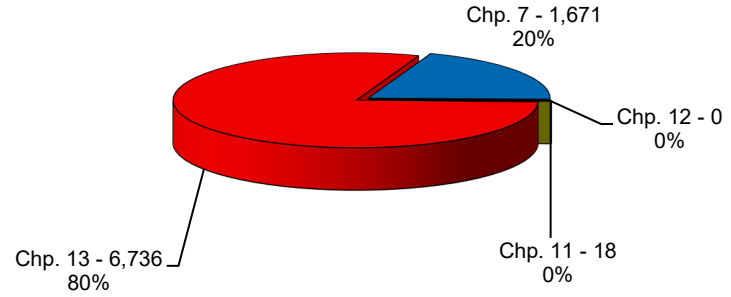


**United States Bankruptcy Court
Western District of Tennessee**

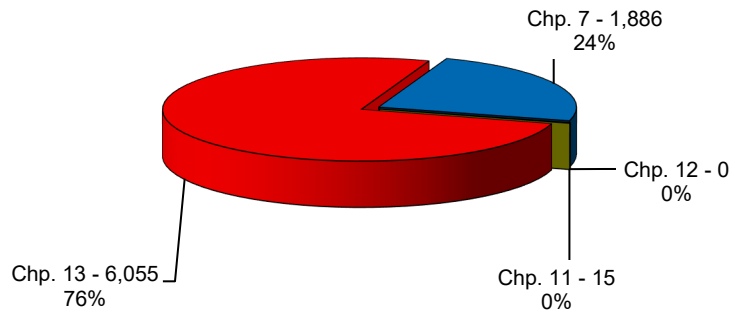
**Bankruptcy Case Closings
Jul 1, 2023 thru Jun 30, 2024**



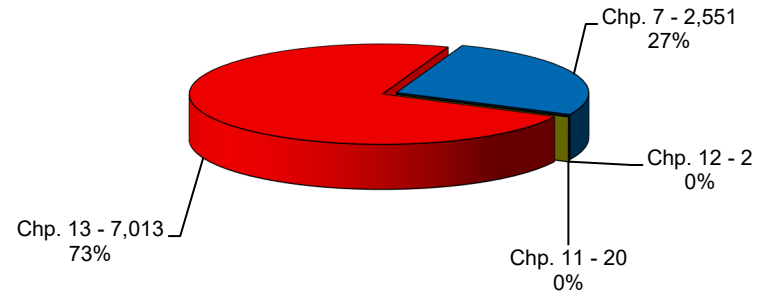
**Bankruptcy Case Closings
Jul 1, 2022 thru Jun 30, 2023**



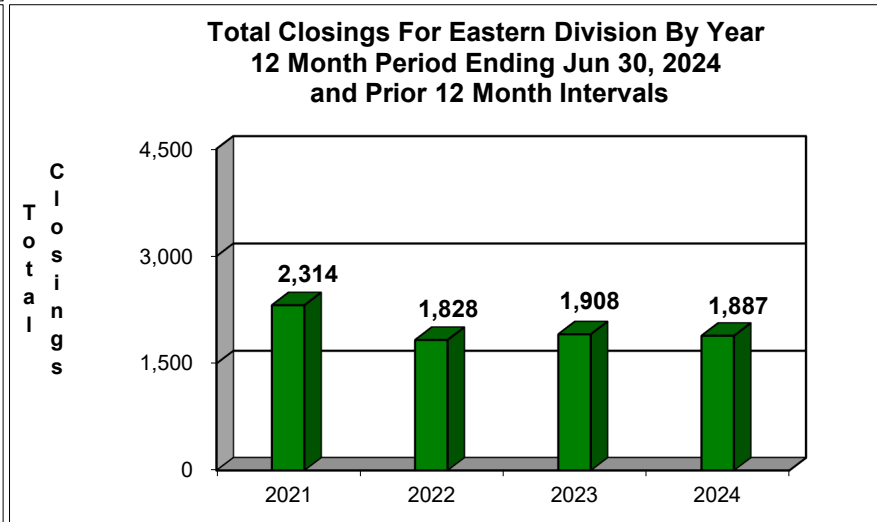
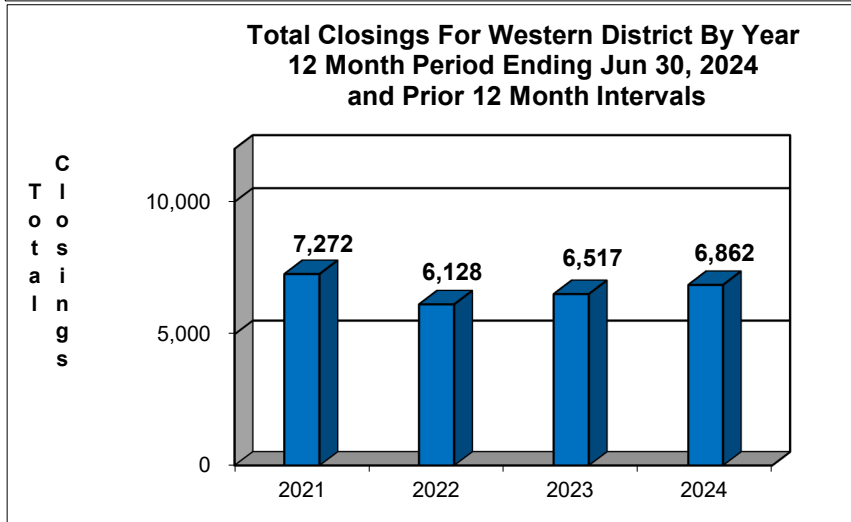
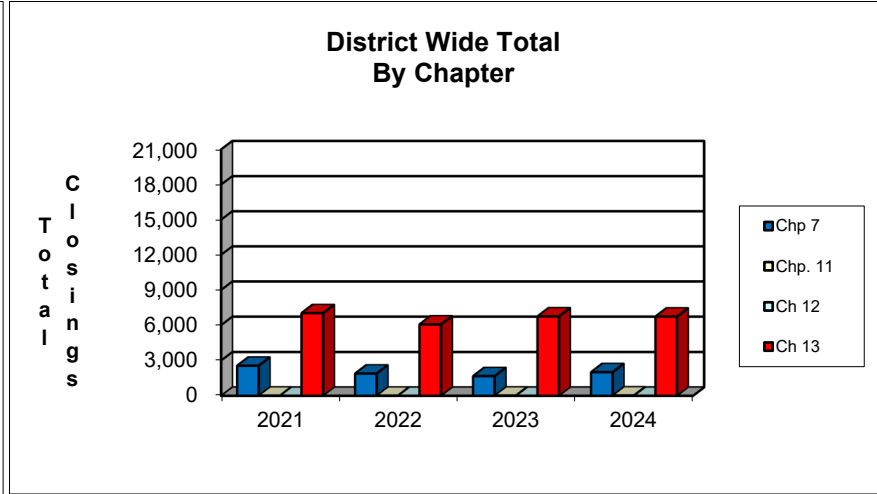
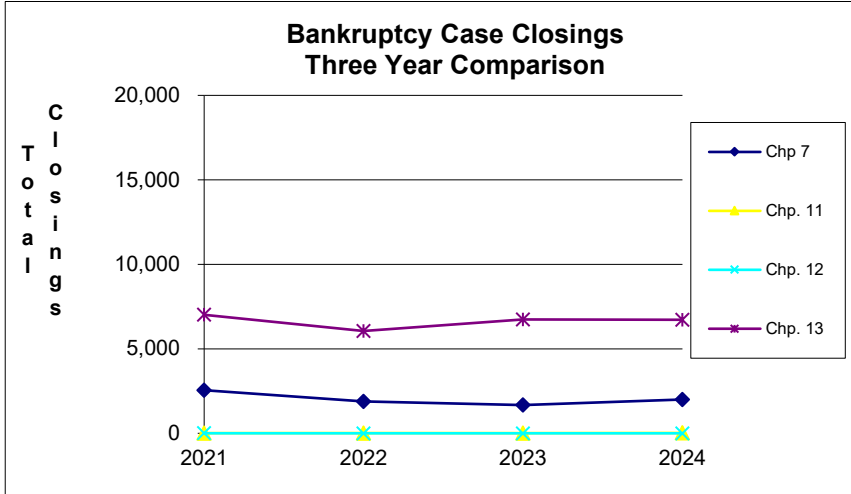
**Bankruptcy Case Closings
Jul 1, 2021 thru Jun 30, 2022**



**Bankruptcy Case Closings
Jul 1, 2020 thru Jun 30, 2021**

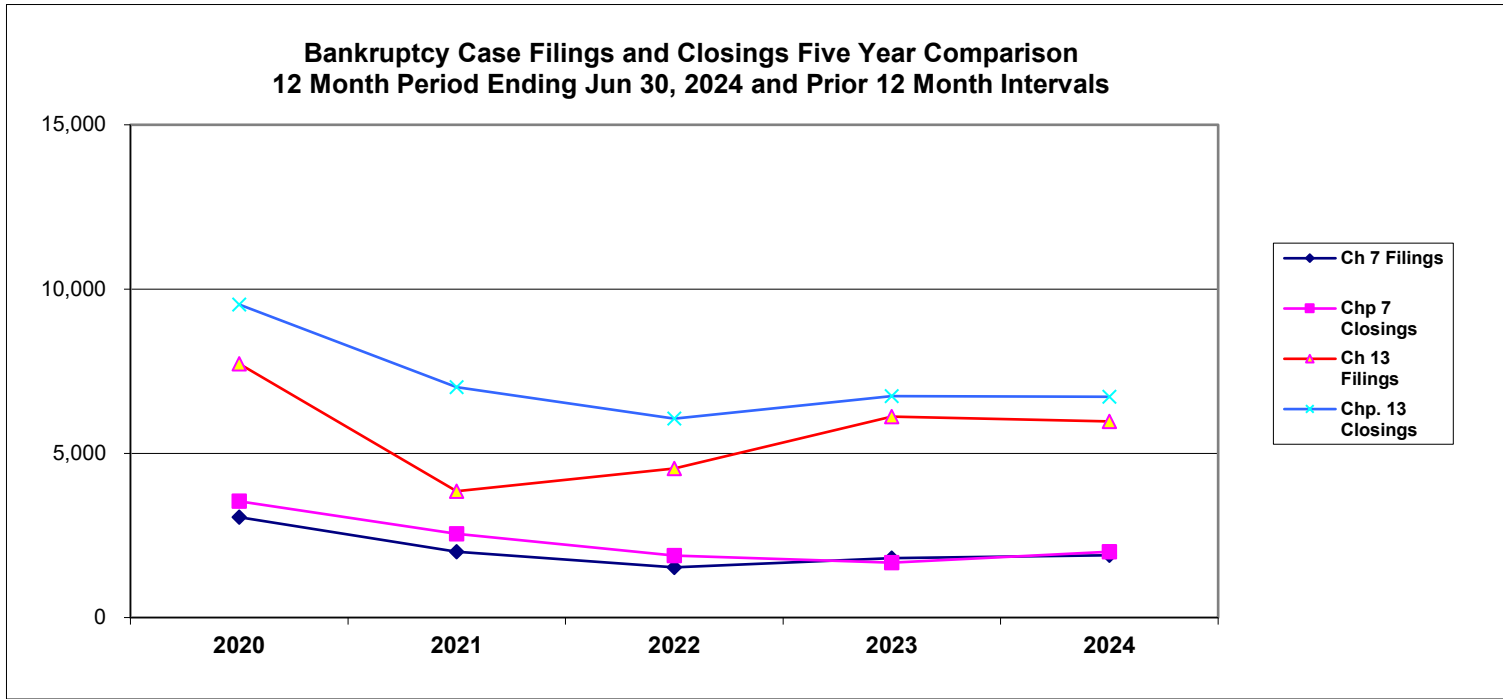


United States Bankruptcy Court Western District of Tennessee



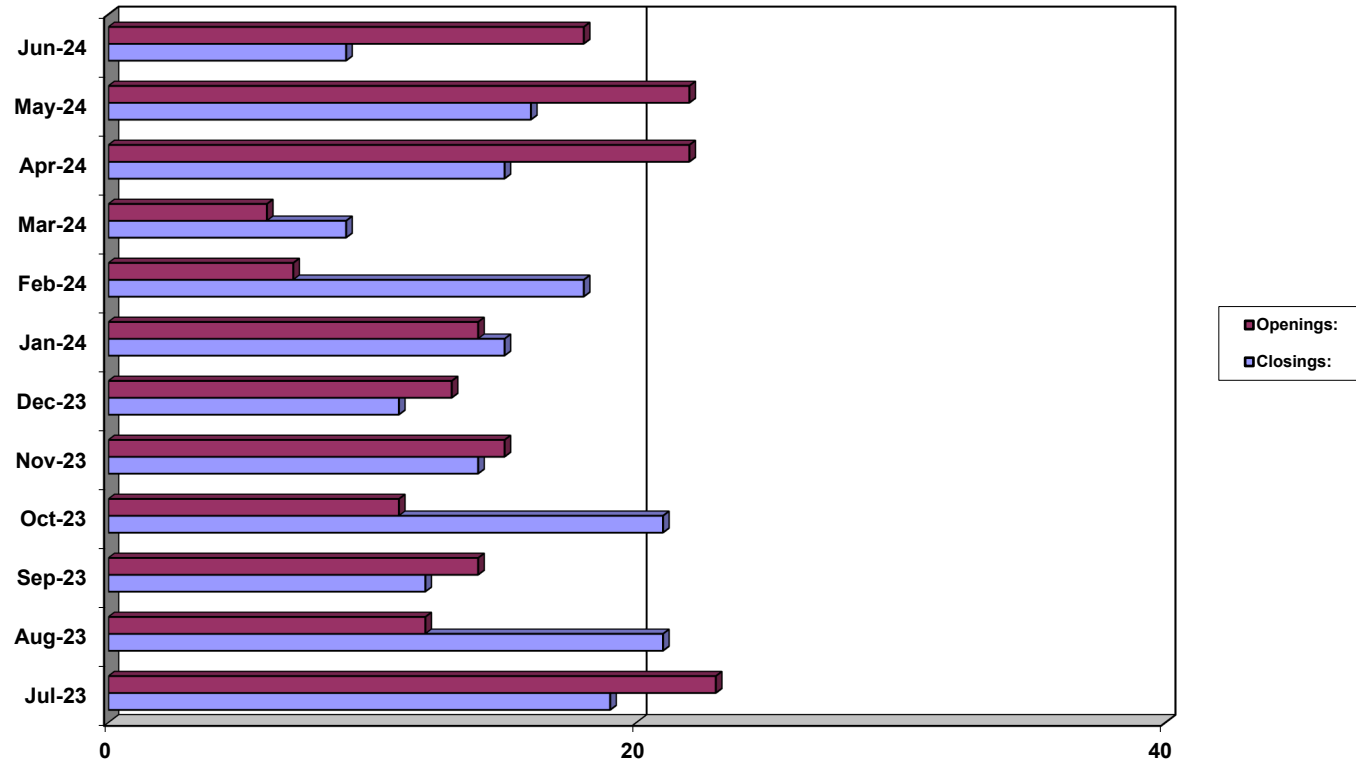
NOTE: Data For Each Year was Calculated Beginning Jun 30, 2024 And Extending Backwards Twelve Months

United States Bankruptcy Court Western District of Tennessee



United States Bankruptcy Court Western District of Tennessee

Adversary Openings and Closings Jul 1, 2023 - Jun 30, 2024



	Jul-23	Aug-23	Sep-23	Oct-23	Nov-23	Dec-23	Jan-24	Feb-24	Mar-24	Apr-24	May-24	Jun-24
■ Openings:	23	12	14	11	15	13	14	7	6	22	22	18
■ Closings:	19	21	12	21	14	11	15	18	9	15	16	9