

UNITED STATES BANKRUPTCY COURT
Western District of Tennessee
PETITIONS FILED FOR TWELVE MONTH PERIODS
BY DIVISIONS

Oct 1, 2023 - Sep 30, 2024			
	Memphis	Jackson	Totals
Chapter 7	1,451	520	1,971
Chapter 11	25	7	32
Chapter 12	0	0	0
Chapter 13	4,779	1,201	5,980
Totals:	6,255	1,728	7,983

Oct 1, 2022 - Sep 30, 2023			
	Memphis	Jackson	Totals
Chapter 7	1,353	488	1,841
Chapter 11	15	5	20
Chapter 12	0	0	0
Chapter 13	4,969	1,172	6,141
Totals:	6,337	1,665	8,002

Oct 1, 2021 - Sep 30, 2022			
	Memphis	Jackson	Totals
Chapter 7	1,191	395	1,586
Chapter 11	13	5	18
Chapter 12	0	0	0
Chapter 13	4,085	1,014	5,099
Totals:	5,289	1,414	6,703

Oct 1, 2020 - Sep 30, 2021			
	Memphis	Jackson	Totals
Chapter 7	1,323	491	1,814
Chapter 11	8	7	15
Chapter 12	0	0	0
Chapter 13	3,047	696	3,743
Totals:	4,378	1,194	5,572

2024 Over 2023			
	Memphis	Jackson	Total %
Chapter 7	98	32	7.06%
Chapter 11	10	2	60.00%
Chapter 12	0	0	0.00%
Chapter 13	(190)	29	-2.62%
Totals:	(82)	63	-0.24%

2024 Over 2023		
	Jackson	Total %
Chapter 7	32	6.56%
Chapter 11	2	40.00%
Chapter 12	0	0.00%
Chapter 13	29	2.47%
Totals:	63	3.78%

% of Filings by Chap. By Div. Chapter % of			
	Memphis	Jackson	Total Filings
Chapter 7	74%	26%	25%
Chapter 11	78%	22%	0%
Chapter 12	0%	0%	0%
Chapter 13	80%	20%	75%
Totals:	78%	22%	100%

% of Filings by Chap. By Div. Chapter % of			
	Memphis	Jackson	Total Filings
Chapter 7	73%	27%	23%
Chapter 11	75%	25%	0%
Chapter 12	0%	0%	0%
Chapter 13	81%	19%	77%
Totals:	79%	21%	100%

% of Filings by Chap. By Div. Chapter % of			
	Memphis	Jackson	Total Filings
Chapter 7	75%	25%	24%
Chapter 11	72%	28%	0%
Chapter 12	0%	0%	0%
Chapter 13	80%	20%	76%
Totals:	79%	21%	100%

% of Filings by Chap. By Div. Chapter % of			
	Memphis	Jackson	Total Filings
Chapter 7	73%	27%	33%
Chapter 11	53%	47%	0%
Chapter 12	0%	0%	0%
Chapter 13	81%	19%	67%
Totals:	79%	21%	100%

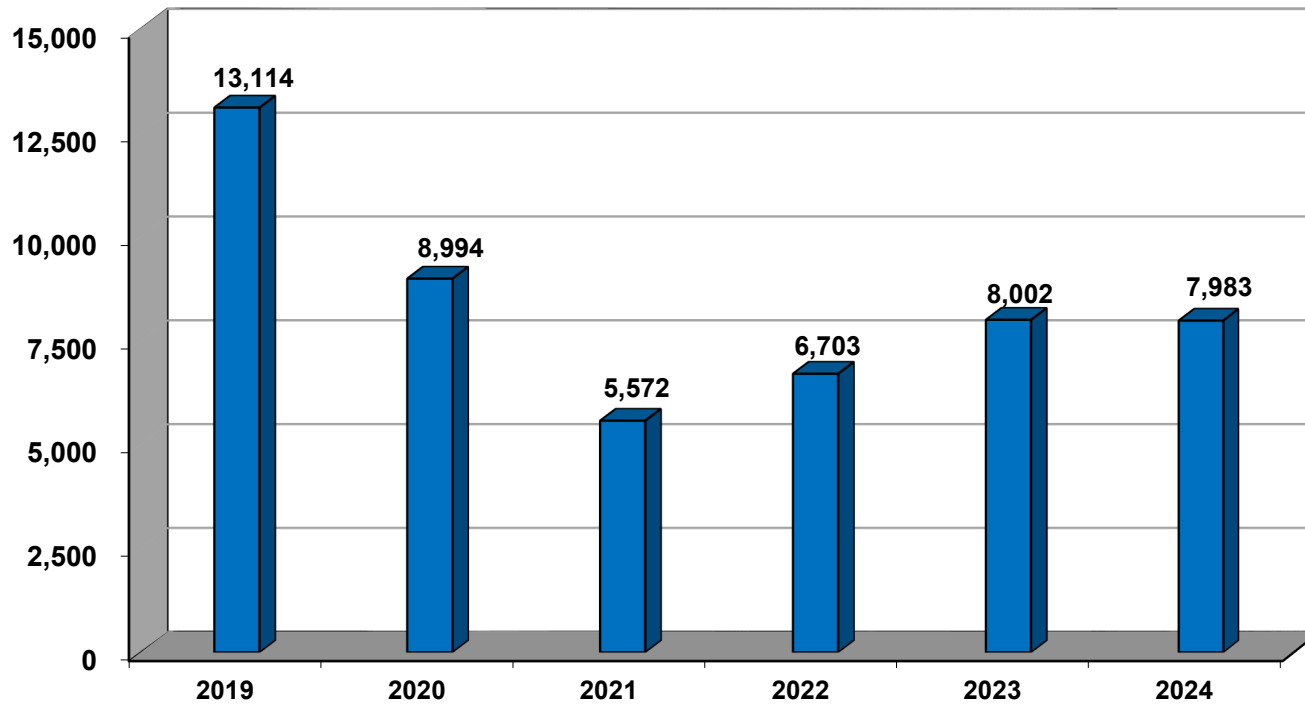
Overall Change
2024 Over 2023
(Both Divisions)

-0.24%

2024 Over 2023		
	Memphis	Total %
Chapter 7	98	7.24%
Chapter 11	10	66.67%
Chapter 12	0	0.00%
Chapter 13	(190)	-3.82%
Totals:	(82)	-1.29%

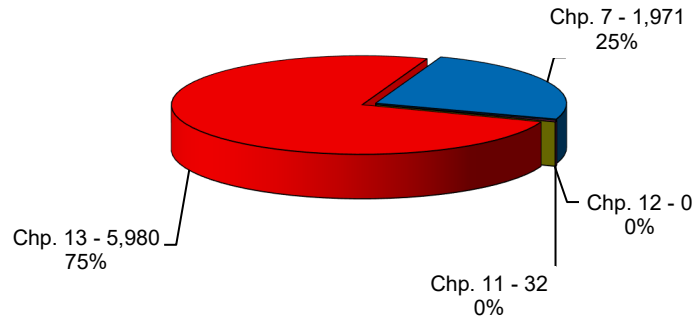
Calculation of percentages are rounded to two places. .745 would be shown as .75 or 75%, and .744 would be displayed as .74 or 74%.

**Total Filings For Western District By Year
12 Month Period Ending Sep 30, 2024
and Prior 12 Month Intervals**

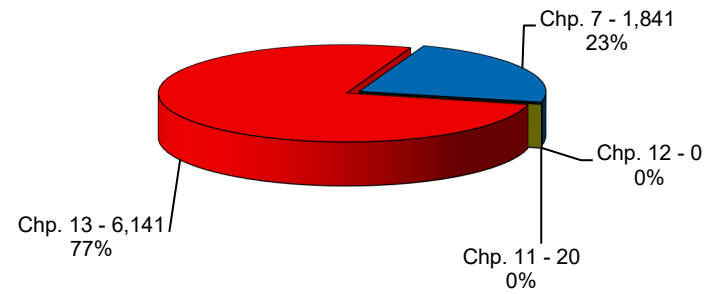


**United States Bankruptcy Court
Western District of Tennessee**

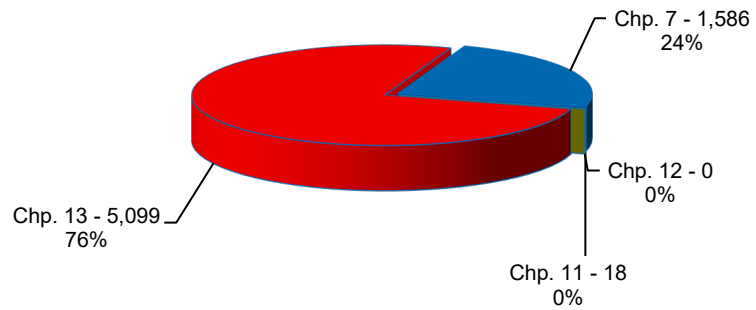
**Bankruptcy Case Filings
Oct 1, 2023 thru Sep 30, 2024**



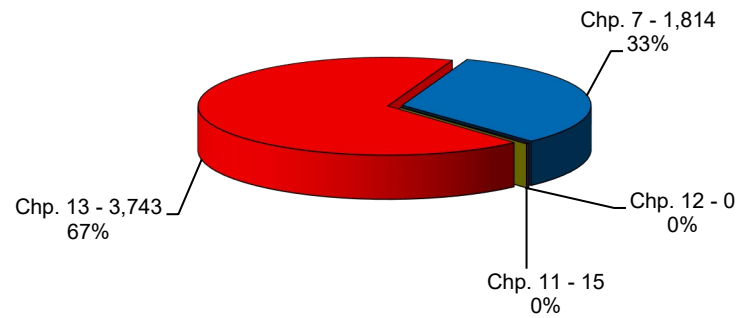
**Bankruptcy Case Filings
Oct 1, 2022 thru Sep 30, 2023**



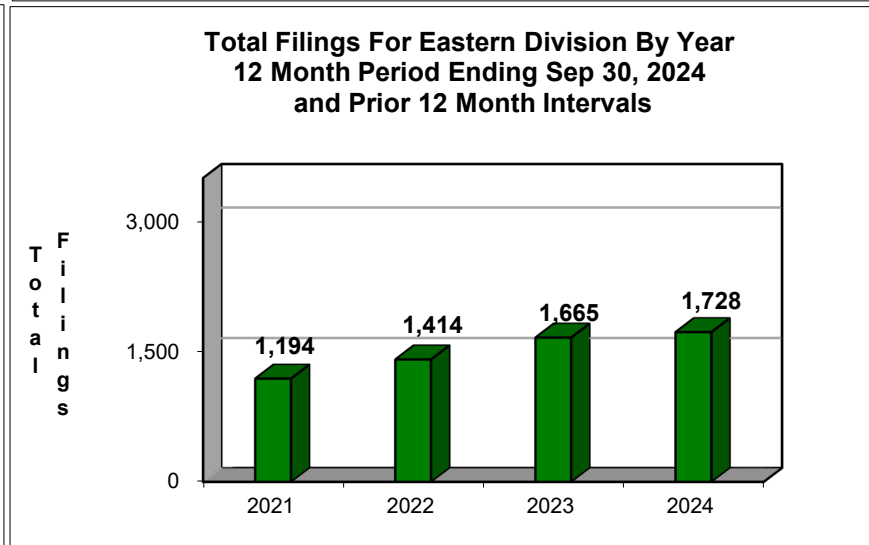
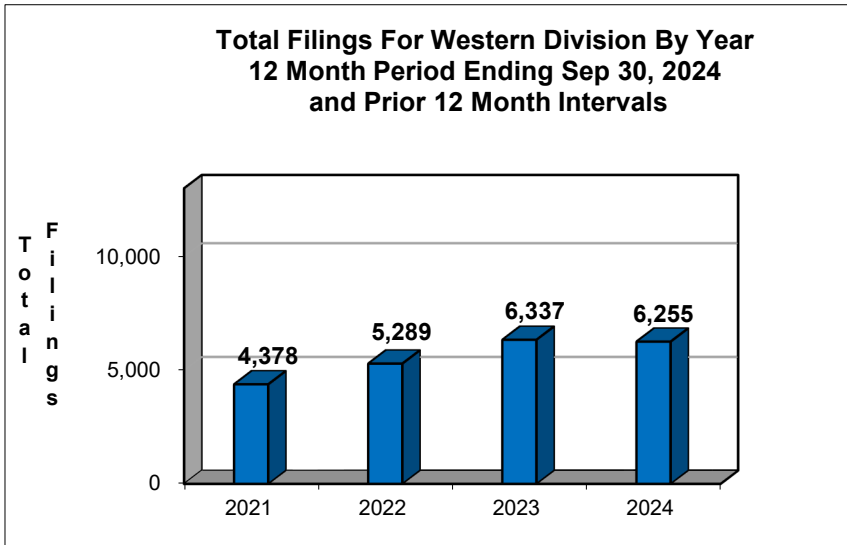
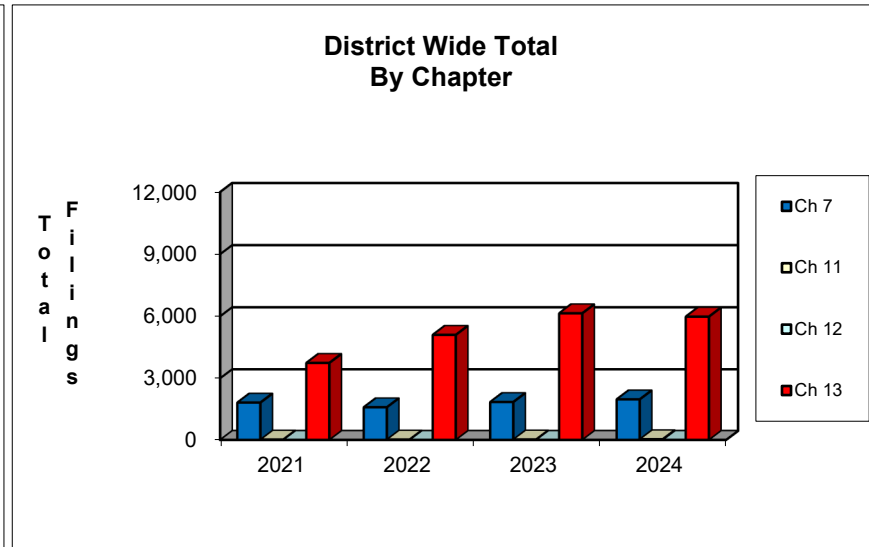
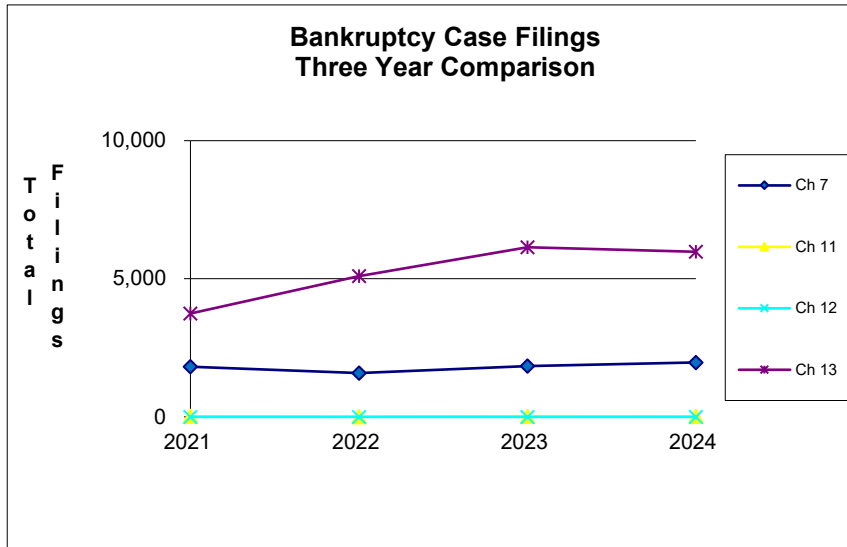
**Bankruptcy Case Filings
Oct 1, 2021 thru Sep 30, 2022**



**Bankruptcy Case Filings
Oct 1, 2020 thru Sep 30, 2021**



United States Bankruptcy Court Western District of Tennessee



NOTE: Data For Each Year was Calculated Beginning Sep 30, 2024 And Extending Backwards Twelve Months

**Bankruptcy Yearly Case Filings
Western District of Tennessee**

