

UNITED STATES BANKRUPTCY COURT
Western District of Tennessee
PETITIONS FILED FOR TWELVE MONTH PERIODS
BY DIVISIONS

Apr 1, 2023 - Mar 31, 2024			
	Memphis	Jackson	Totals
Chapter 7	1,371	537	1,908
Chapter 11	25	9	34
Chapter 12	0	0	0
Chapter 13	4,762	1,165	5,927
Totals:	6,158	1,711	7,869

Apr 1, 2022 - Mar 31, 2023			
	Memphis	Jackson	Totals
Chapter 7	1,291	421	1,712
Chapter 11	13	4	17
Chapter 12	0	0	0
Chapter 13	4,821	1,182	6,003
Totals:	6,125	1,607	7,732

Apr 1, 2021 - Mar 31, 2022			
	Memphis	Jackson	Totals
Chapter 7	1,184	410	1,594
Chapter 11	10	4	14
Chapter 12	0	0	0
Chapter 13	3,230	763	3,993
Totals:	4,424	1,177	5,601

Apr 1, 2020 - Mar 31, 2021			
	Memphis	Jackson	Totals
Chapter 7	1,513	551	2,064
Chapter 11	8	6	14
Chapter 12	0	0	0
Chapter 13	3,035	716	3,751
Totals:	4,556	1,273	5,829

2024 Over 2023			
	Memphis	Jackson	Total %
Chapter 7	80	116	11.45%
Chapter 11	12	5	100.00%
Chapter 12	0	0	0.00%
Chapter 13	(59)	(17)	-1.27%
Totals:	33	104	1.77%

2024 Over 2023		
	Jackson	Total %
Chapter 7	116	27.55%
Chapter 11	5	125.00%
Chapter 12	0	0.00%
Chapter 13	(17)	-1.44%
Totals:	104	6.47%

% of Filings by Chap. By Div. Chapter % of			
	Memphis	Jackson	Total Filings
Chapter 7	72%	28%	24%
Chapter 11	74%	26%	0%
Chapter 12	0%	0%	0%
Chapter 13	80%	20%	75%
Totals:	78%	22%	100%

% of Filings by Chap. By Div. Chapter % of			
	Memphis	Jackson	Total Filings
Chapter 7	75%	25%	22%
Chapter 11	76%	24%	0%
Chapter 12	0%	0%	0%
Chapter 13	80%	20%	78%
Totals:	79%	21%	100%

% of Filings by Chap. By Div. Chapter % of			
	Memphis	Jackson	Total Filings
Chapter 7	74%	26%	28%
Chapter 11	71%	29%	0%
Chapter 12	0%	0%	0%
Chapter 13	81%	19%	71%
Totals:	79%	21%	100%

% of Filings by Chap. By Div. Chapter % of			
	Memphis	Jackson	Total Filings
Chapter 7	73%	27%	35%
Chapter 11	57%	43%	0%
Chapter 12	0%	0%	0%
Chapter 13	81%	19%	64%
Totals:	78%	22%	100%

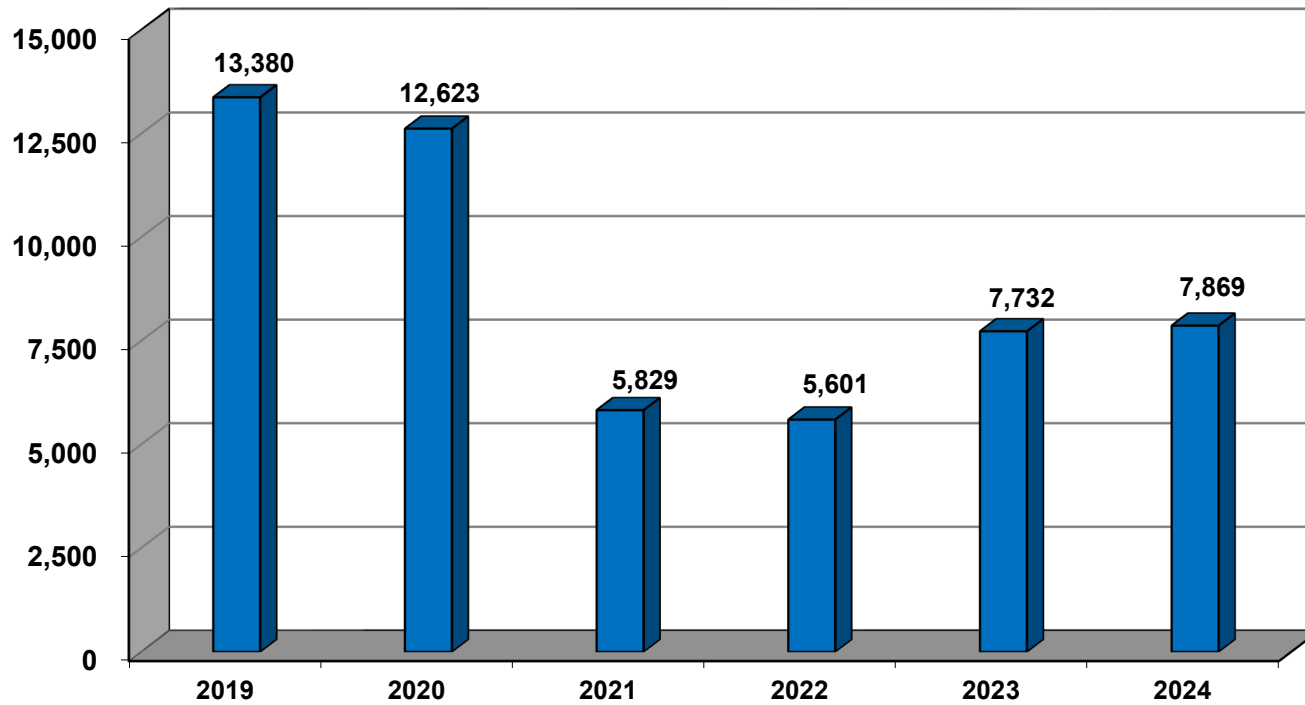
Overall Change
2024 Over 2023
(Both Divisions)

1.77%

2024 Over 2023		
	Memphis	Total %
Chapter 7	80	6.20%
Chapter 11	12	92.31%
Chapter 12	0	0.00%
Chapter 13	(59)	-1.22%
Totals:	33	0.54%

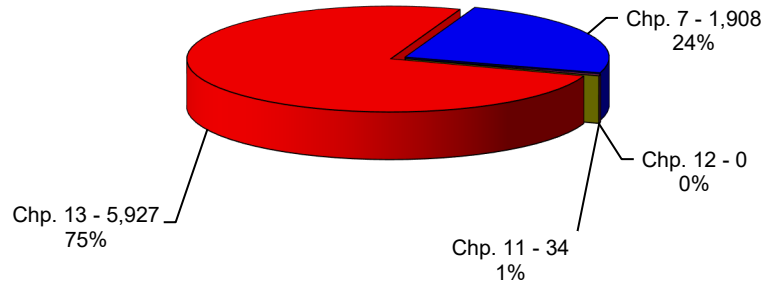
Calculation of percentages are rounded to two places. .745 would be shown as .75 or 75%, and .744 would be displayed as .74 or 74%.

**Total Filings For Western District By Year
12 Month Period Ending Mar 31, 2024
and Prior 12 Month Intervals**

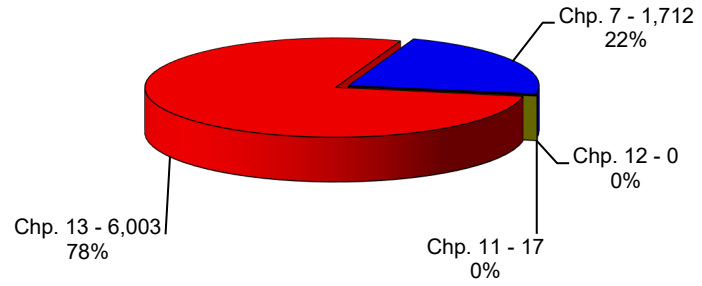


**United States Bankruptcy Court
Western District of Tennessee**

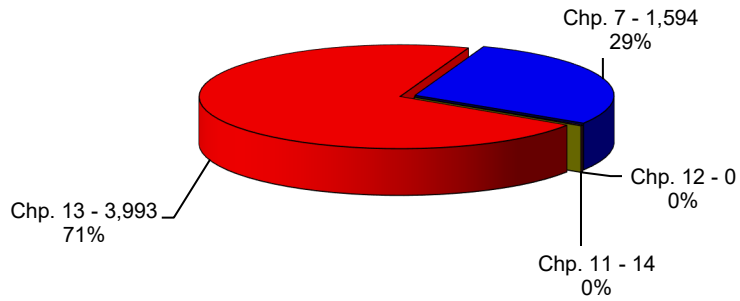
**Bankruptcy Case Filings
Apr 1, 2023 thru Mar 31, 2024**



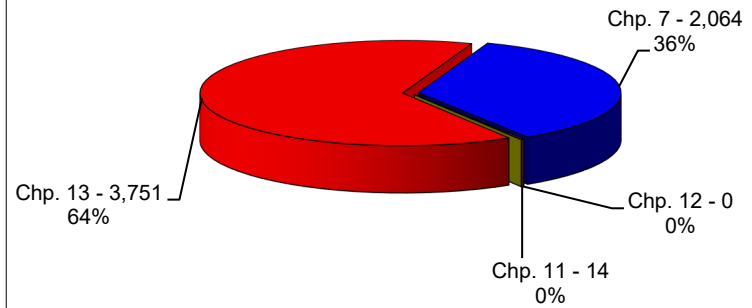
**Bankruptcy Case Filings
Apr 1, 2022 thru Mar 31, 2023**



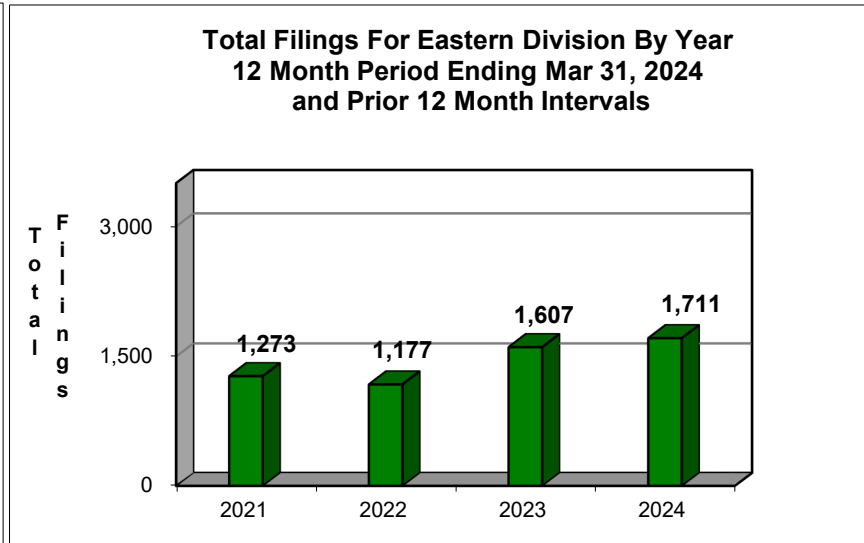
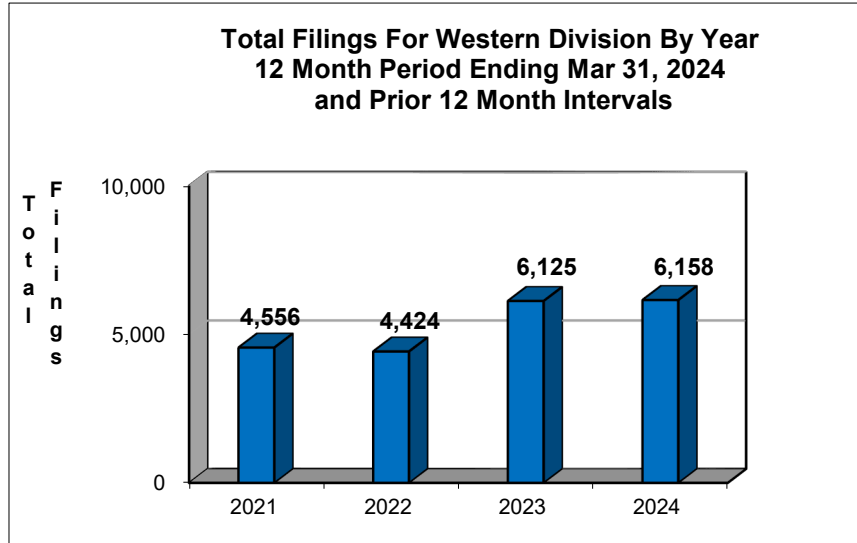
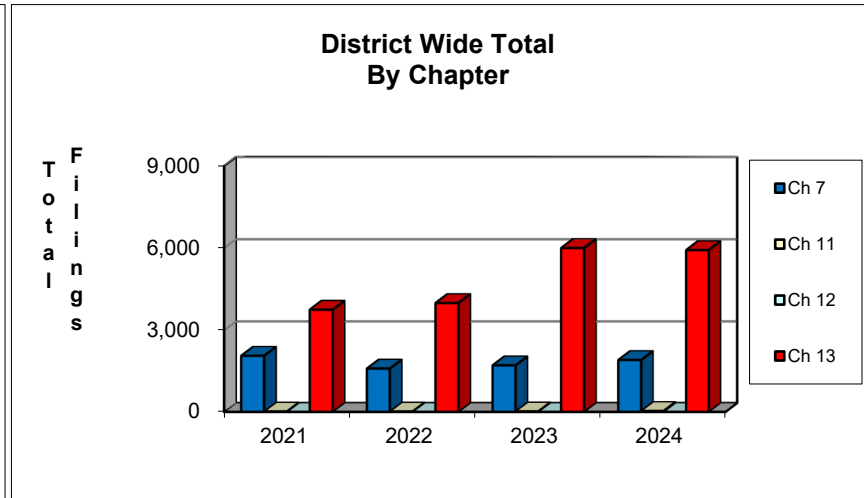
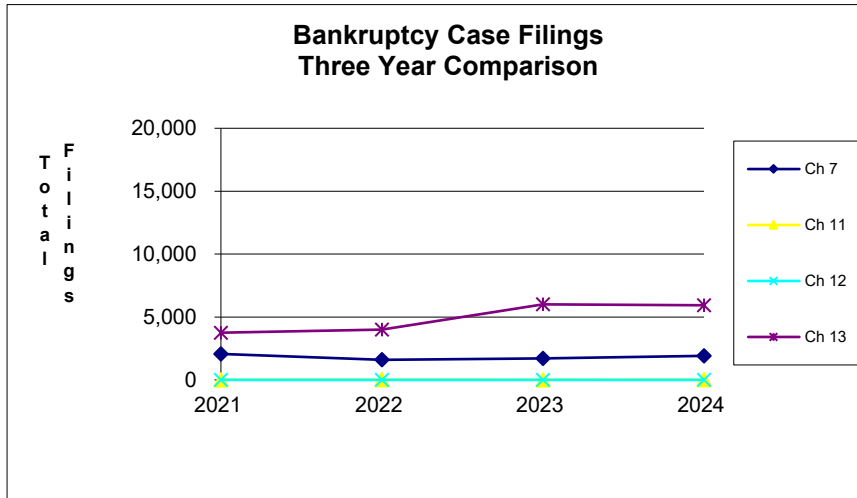
**Bankruptcy Case Filings
Apr 1, 2021 thru Mar 31, 2022**



**Bankruptcy Case Filings
Apr 1, 2020 thru Mar 31, 2021**



United States Bankruptcy Court Western District of Tennessee



NOTE: Data For Each Year was Calculated Beginning Mar 31, 2024 And Extending Backwards Twelve Months

**Bankruptcy Yearly Case Filings
Western District of Tennessee**

