

**UNITED STATES BANKRUPTCY COURT**  
**Western District of Tennessee**  
**PETITIONS FILED FOR TWELVE MONTH PERIODS**  
**BY DIVISIONS**

<b>Jul 1, 2023 - Jun 30, 2024</b>			
	<b>Memphis</b>	<b>Jackson</b>	<b>Totals</b>
Chapter 7	1,380	518	1,898
Chapter 11	24	6	30
Chapter 12	0	0	0
Chapter 13	4,807	1,160	5,967
<b>Totals:</b>	<b>6,211</b>	<b>1,684</b>	<b>7,895</b>

<b>Jul 1, 2022 - Jun 30, 2023</b>			
	<b>Memphis</b>	<b>Jackson</b>	<b>Totals</b>
Chapter 7	1,337	468	1,805
Chapter 11	16	6	22
Chapter 12	0	0	0
Chapter 13	4,922	1,194	6,116
<b>Totals:</b>	<b>6,275</b>	<b>1,668</b>	<b>7,943</b>

<b>Jul 1, 2021 - Jun 30, 2022</b>			
	<b>Memphis</b>	<b>Jackson</b>	<b>Totals</b>
Chapter 7	1,140	388	1,528
Chapter 11	10	5	15
Chapter 12	0	0	0
Chapter 13	3,645	888	4,533
<b>Totals:</b>	<b>4,795</b>	<b>1,281</b>	<b>6,076</b>

<b>Jul 1, 2020 - Jun 30, 2021</b>			
	<b>Memphis</b>	<b>Jackson</b>	<b>Totals</b>
Chapter 7	1,492	513	2,005
Chapter 11	10	6	16
Chapter 12	0	0	0
Chapter 13	3,148	698	3,846
<b>Totals:</b>	<b>4,650</b>	<b>1,217</b>	<b>5,867</b>

<b>2024 Over 2023</b>			
	<b>Memphis</b>	<b>Jackson</b>	<b>Total %</b>
Chapter 7	43	50	5.15%
Chapter 11	8	0	36.36%
Chapter 12	0	0	0.00%
Chapter 13	(115)	(34)	-2.44%
<b>Totals:</b>	<b>(64)</b>	<b>16</b>	<b>-0.60%</b>

<b>2024 Over 2023</b>		
	<b>Jackson</b>	<b>Total %</b>
Chapter 7	50	10.68%
Chapter 11	0	0.00%
Chapter 12	0	0.00%
Chapter 13	(34)	-2.85%
<b>Totals:</b>	<b>16</b>	<b>0.96%</b>

<b>% of Filings by Chap. By Div. Chapter % of</b>			
	<b>Memphis</b>	<b>Jackson</b>	<b>Total Filings</b>
Chapter 7	73%	27%	24%
Chapter 11	80%	20%	0%
Chapter 12	0%	0%	0%
Chapter 13	81%	19%	76%
<b>Totals:</b>	<b>79%</b>	<b>21%</b>	<b>100%</b>

<b>% of Filings by Chap. By Div. Chapter % of</b>			
	<b>Memphis</b>	<b>Jackson</b>	<b>Total Filings</b>
Chapter 7	74%	26%	23%
Chapter 11	73%	27%	0%
Chapter 12	0%	0%	0%
Chapter 13	80%	20%	77%
<b>Totals:</b>	<b>79%</b>	<b>21%</b>	<b>100%</b>

<b>% of Filings by Chap. By Div. Chapter % of</b>			
	<b>Memphis</b>	<b>Jackson</b>	<b>Total Filings</b>
Chapter 7	75%	25%	25%
Chapter 11	67%	33%	0%
Chapter 12	0%	0%	0%
Chapter 13	80%	20%	75%
<b>Totals:</b>	<b>79%</b>	<b>21%</b>	<b>100%</b>

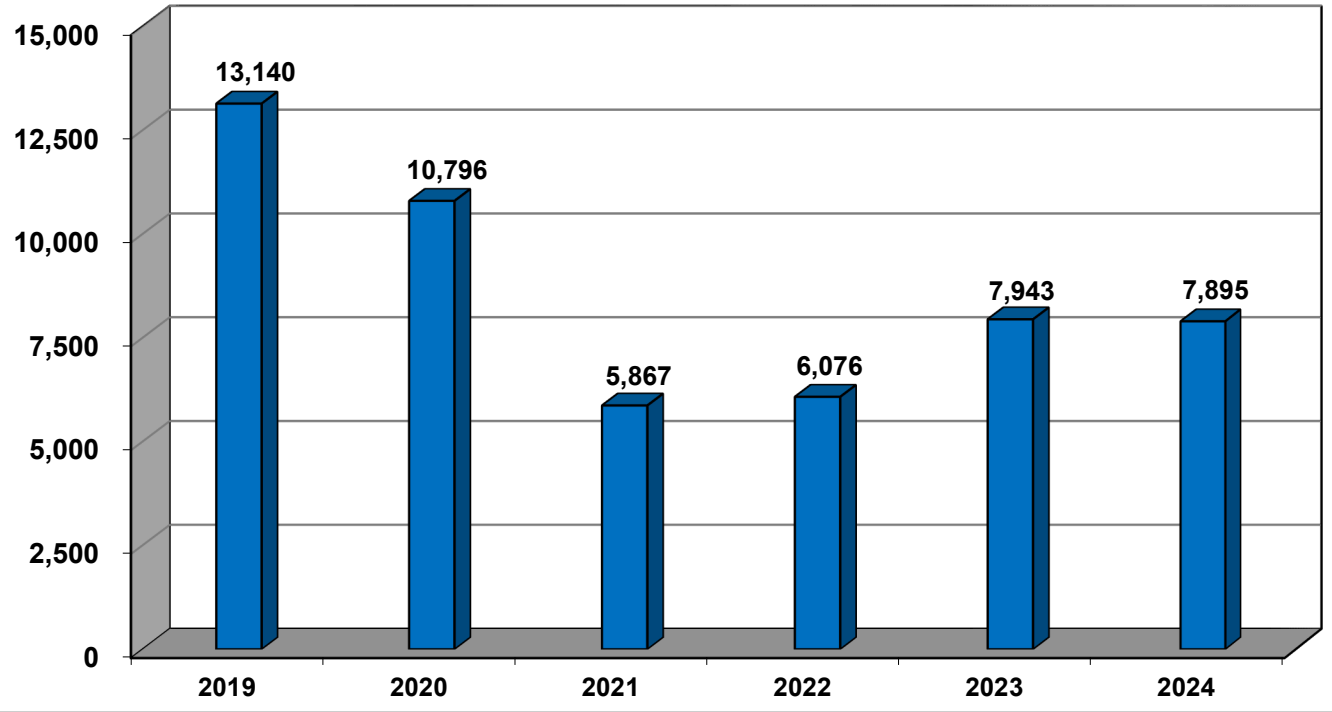
<b>% of Filings by Chap. By Div. Chapter % of</b>			
	<b>Memphis</b>	<b>Jackson</b>	<b>Total Filings</b>
Chapter 7	74%	26%	34%
Chapter 11	62%	37%	0%
Chapter 12	0%	0%	0%
Chapter 13	82%	18%	66%
<b>Totals:</b>	<b>79%</b>	<b>21%</b>	<b>100%</b>

<b>Overall Change 2024 Over 2023 (Both Divisions)</b>
<b>-0.60%</b>

<b>2024 Over 2023</b>		
	<b>Memphis</b>	<b>Total %</b>
Chapter 7	43	3.22%
Chapter 11	8	50.00%
Chapter 12	0	0.00%
Chapter 13	(115)	-2.34%
<b>Totals:</b>	<b>(64)</b>	<b>-1.02%</b>

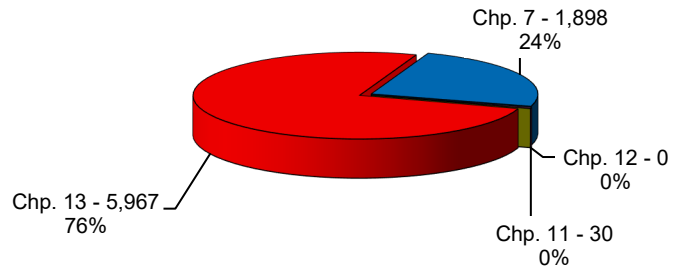
*Calculation of percentages are rounded to two places. .745 would be shown as .75 or 75%, and .744 would be displayed as .74 or 74%.*

**Total Filings For Western District By Year  
12 Month Period Ending Jun 30, 2024  
and Prior 12 Month Intervals**

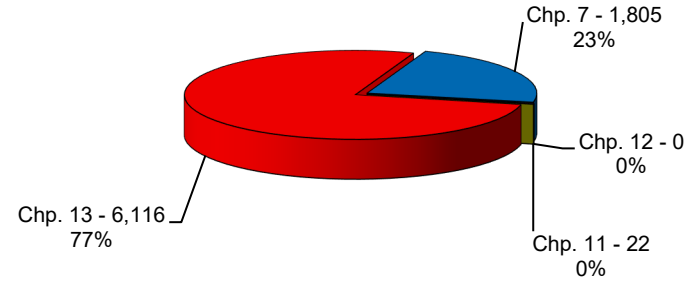


**United States Bankruptcy Court  
Western District of Tennessee**

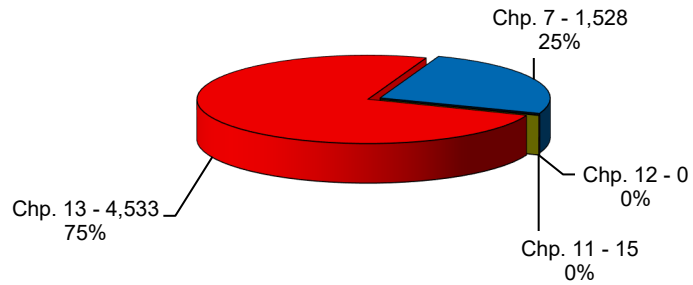
**Bankruptcy Case Filings  
Jul 1, 2023 thru Jun 30, 2024**



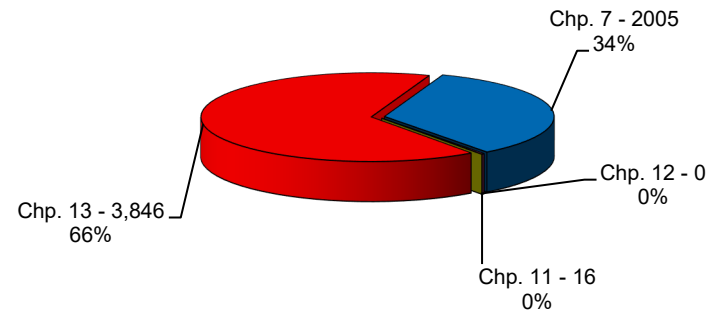
**Bankruptcy Case Filings  
Jul 1, 2022 thru Jun 30, 2023**



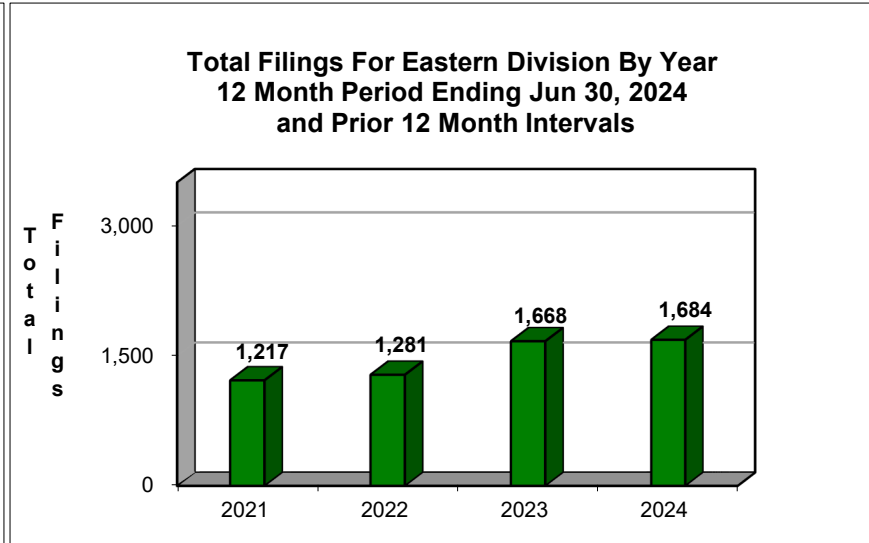
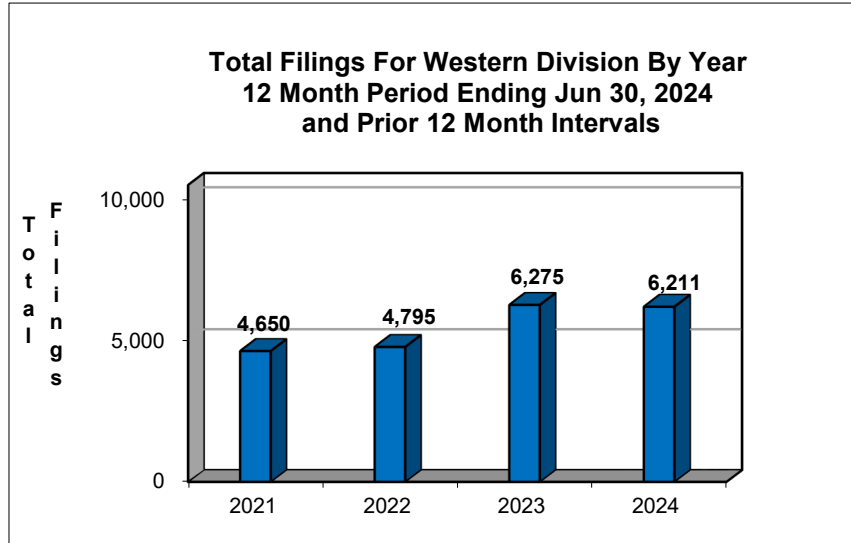
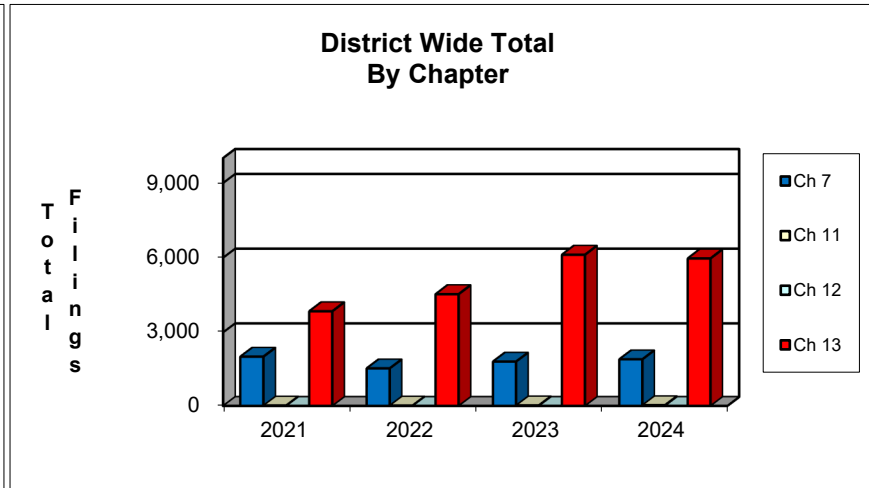
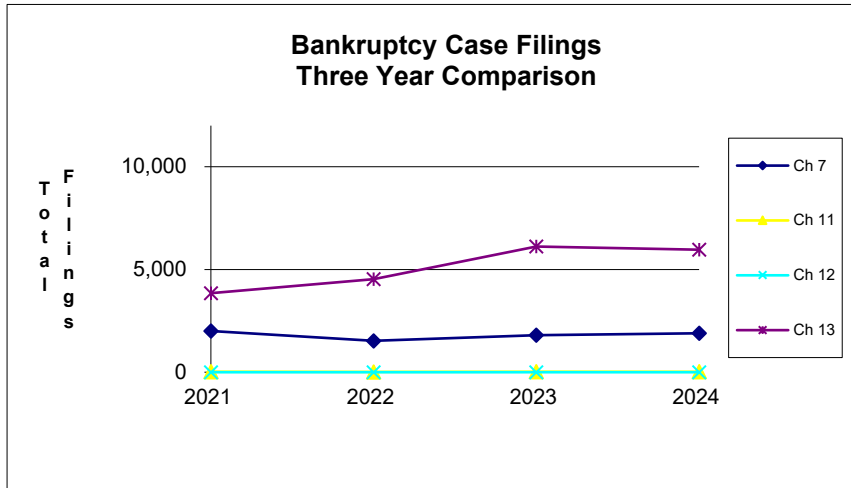
**Bankruptcy Case Filings  
Jul 1, 2021 thru Jun 30, 2022**



**Bankruptcy Case Filings  
Jul 1, 2020 thru Jun 30, 2021**



## United States Bankruptcy Court Western District of Tennessee



**NOTE: Data For Each Year was Calculated Beginning Jun 30, 2024 And Extending Backwards Twelve Months**

**Bankruptcy Yearly Case Filings  
Western District of Tennessee**

