

**UNITED STATES BANKRUPTCY COURT**  
**Western District of Tennessee**  
**PETITIONS CLOSED FOR TWELVE MONTH PERIODS**  
**BY DIVISIONS**

| <b>Oct 1, 2023 - Sep 30, 2024</b> |                |                |               |
|-----------------------------------|----------------|----------------|---------------|
|                                   | <b>Memphis</b> | <b>Jackson</b> | <b>Totals</b> |
| Chapter 7                         | 1,546          | 557            | 2,103         |
| Chapter 11                        | 14             | 6              | 20            |
| Chapter 12                        | 0              | 0              | 0             |
| Chapter 13                        | 5,156          | 1,290          | 6,446         |
| <b>Totals:</b>                    | <b>6,716</b>   | <b>1,853</b>   | <b>8,569</b>  |

| <b>Oct 1, 2022 - Sep 30, 2023</b> |                |                |               |
|-----------------------------------|----------------|----------------|---------------|
|                                   | <b>Memphis</b> | <b>Jackson</b> | <b>Totals</b> |
| Chapter 7                         | 1,307          | 474            | 1,781         |
| Chapter 11                        | 18             | 5              | 23            |
| Chapter 12                        | 0              | 0              | 0             |
| Chapter 13                        | 5,476          | 1,421          | 6,897         |
| <b>Totals:</b>                    | <b>6,801</b>   | <b>1,900</b>   | <b>8,701</b>  |

| <b>Oct 1, 2021 - Sep 30, 2022</b> |                |                |               |
|-----------------------------------|----------------|----------------|---------------|
|                                   | <b>Memphis</b> | <b>Jackson</b> | <b>Totals</b> |
| Chapter 7                         | 1,304          | 425            | 1,729         |
| Chapter 11                        | 7              | 4              | 11            |
| Chapter 12                        | 0              | 0              | 0             |
| Chapter 13                        | 4,843          | 1,344          | 6,187         |
| <b>Totals:</b>                    | <b>6,154</b>   | <b>1,773</b>   | <b>7,927</b>  |

| <b>Oct 1, 2020 - Sep 30, 2021</b> |                |                |               |
|-----------------------------------|----------------|----------------|---------------|
|                                   | <b>Memphis</b> | <b>Jackson</b> | <b>Totals</b> |
| Chapter 7                         | 1,724          | 601            | 2,325         |
| Chapter 11                        | 12             | 10             | 22            |
| Chapter 12                        | 0              | 1              | 1             |
| Chapter 13                        | 5,345          | 1,654          | 6,999         |
| <b>Totals:</b>                    | <b>7,081</b>   | <b>2,266</b>   | <b>9,347</b>  |

| <b>2024 Over 2023</b> |                |                |                |
|-----------------------|----------------|----------------|----------------|
|                       | <b>Memphis</b> | <b>Jackson</b> | <b>Total %</b> |
| Chapter 7             | 239            | 83             | 18.08%         |
| Chapter 11            | (4)            | 1              | -13.04%        |
| Chapter 12            | 0              | 0              | 0.00%          |
| Chapter 13            | (320)          | (131)          | -6.54%         |
| <b>Totals:</b>        | <b>(85)</b>    | <b>(47)</b>    | <b>-1.52%</b>  |

| <b>2024 Over 2023</b> |                |                |
|-----------------------|----------------|----------------|
|                       | <b>Jackson</b> | <b>Total %</b> |
| Chapter 7             | 83             | 17.51%         |
| Chapter 11            | 1              | 20.00%         |
| Chapter 12            | 0              | 0.00%          |
| Chapter 13            | (131)          | -9.22%         |
| <b>Totals:</b>        | <b>(47)</b>    | <b>-2.47%</b>  |

| <b>% of Closings by Chap. By Div. Chapter % of</b> |                |                |                       |
|--|----------------|----------------|-----------------------|
|  | <b>Memphis</b> | <b>Jackson</b> | <b>Total Closings</b> |
| Chapter 7  | 74%            | 26%            | 25%                   |
| Chapter 11   | 70%            | 30%            | 0%                    |
| Chapter 12   | 0%             | 0%             | 0%                    |
| Chapter 13   | 80%            | 20%            | 75%                   |
| <b>Totals:</b>                                     | <b>78%</b>     | <b>22%</b>     | <b>100%</b>           |

| <b>% of Closings by Chap. By Div. Chapter % of</b> |                |                |                       |
|--|----------------|----------------|-----------------------|
|  | <b>Memphis</b> | <b>Jackson</b> | <b>Total Closings</b> |
| Chapter 7  | 73%            | 27%            | 20%                   |
| Chapter 11   | 78%            | 22%            | 0%                    |
| Chapter 12   | 0%             | 0%             | 0%                    |
| Chapter 13   | 79%            | 21%            | 79%                   |
| <b>Totals:</b>                                     | <b>78%</b>     | <b>22%</b>     | <b>100%</b>           |

| <b>% of Closings by Chap. By Div. Chapter % of</b> |                |                |                       |
|--|----------------|----------------|-----------------------|
|  | <b>Memphis</b> | <b>Jackson</b> | <b>Total Closings</b> |
| Chapter 7  | 75%            | 25%            | 22%                   |
| Chapter 11   | 64%            | 36%            | 0%                    |
| Chapter 12   | 0%             | 0%             | 0%                    |
| Chapter 13   | 78%            | 22%            | 78%                   |
| <b>Totals:</b>                                     | <b>78%</b>     | <b>22%</b>     | <b>100%</b>           |

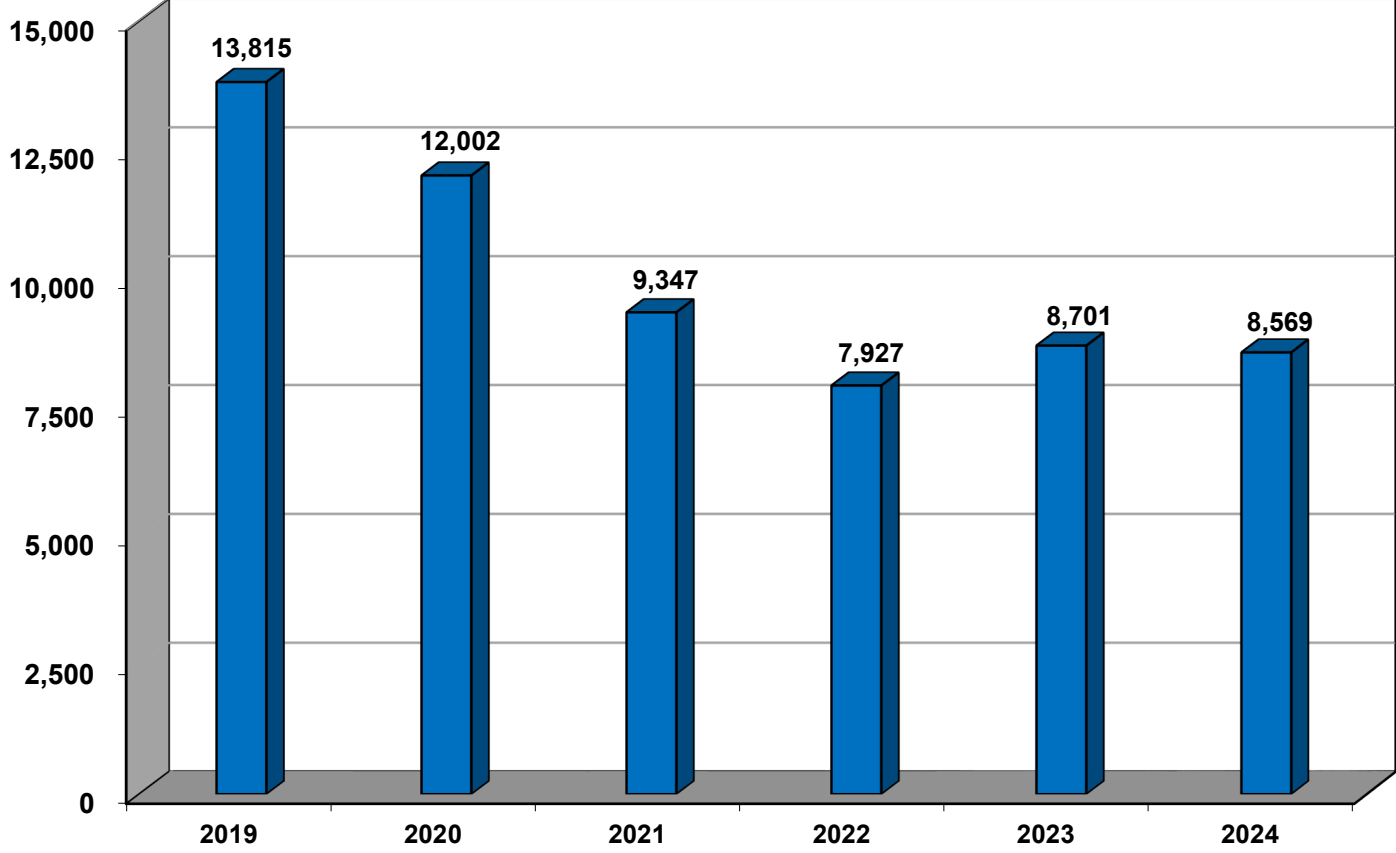
| <b>% of Closings by Chap. By Div. Chapter % of</b> |                |                |                       |
|--|----------------|----------------|-----------------------|
|  | <b>Memphis</b> | <b>Jackson</b> | <b>Total Closings</b> |
| Chapter 7  | 74%            | 26%            | 25%                   |
| Chapter 11   | 55%            | 45%            | 0%                    |
| Chapter 12   | 0%             | 100%           | 0%                    |
| Chapter 13   | 76%            | 24%            | 75%                   |
| <b>Totals:</b>                                     | <b>76%</b>     | <b>24%</b>     | <b>100%</b>           |

|   |
|---|
| <b>Overall Change</b><br><b>2024 Over 2023</b><br><b>(Both Divisions)</b> |
| <b>-1.52%</b>   |

| <b>2024 Over 2023</b> |                |                |
|-----------------------|----------------|----------------|
|                       | <b>Memphis</b> | <b>Total %</b> |
| Chapter 7             | 239            | 18.29%         |
| Chapter 11            | (4)            | -22.22%        |
| Chapter 12            | 0              | 0.00%          |
| Chapter 13            | (320)          | -5.84%         |
| <b>Totals:</b>        | <b>(85)</b>    | <b>-1.25%</b>  |

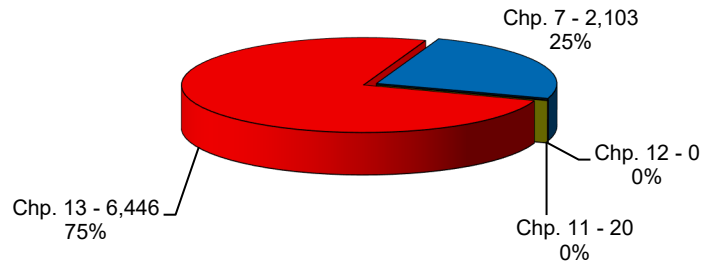
*Calculation of percentages are rounded to two places. .745 would be shown as .75 or 75%, and .744 would be displayed as .74 or 74%.*

**Total Closings For Western District By Year  
12 Month Period Ending Sep 30, 2024  
and Prior 12 Month Intervals**

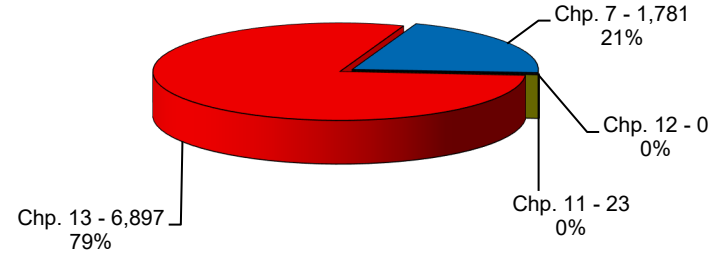


**United States Bankruptcy Court  
Western District of Tennessee**

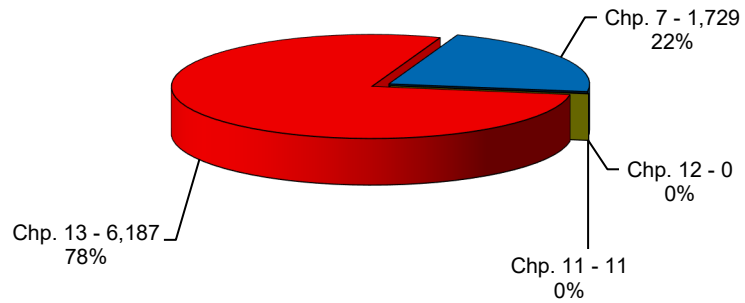
**Bankruptcy Case Closings  
Oct 1, 2023 thru Sep 30, 2024**



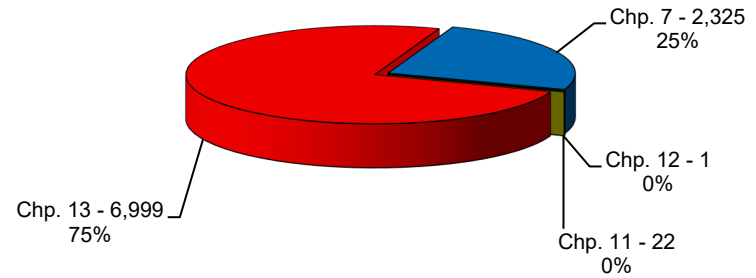
**Bankruptcy Case Closings  
Oct 1, 2022 thru Sep 30, 2023**



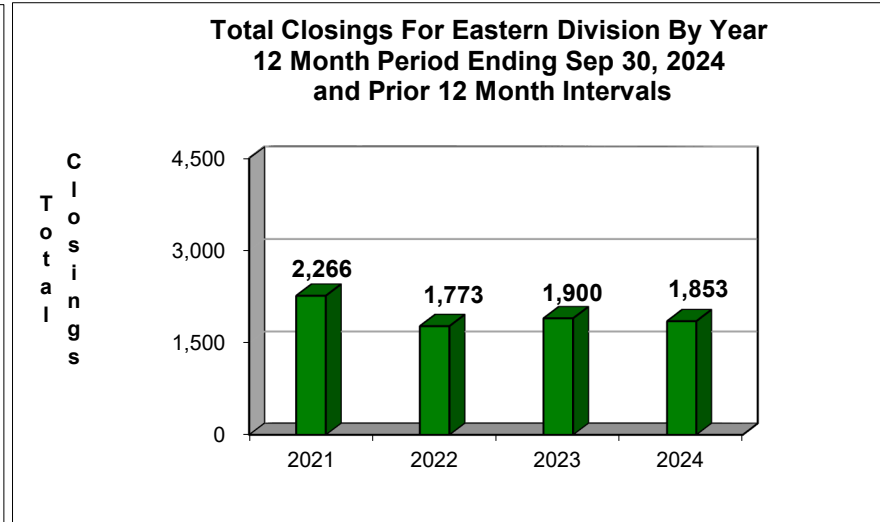
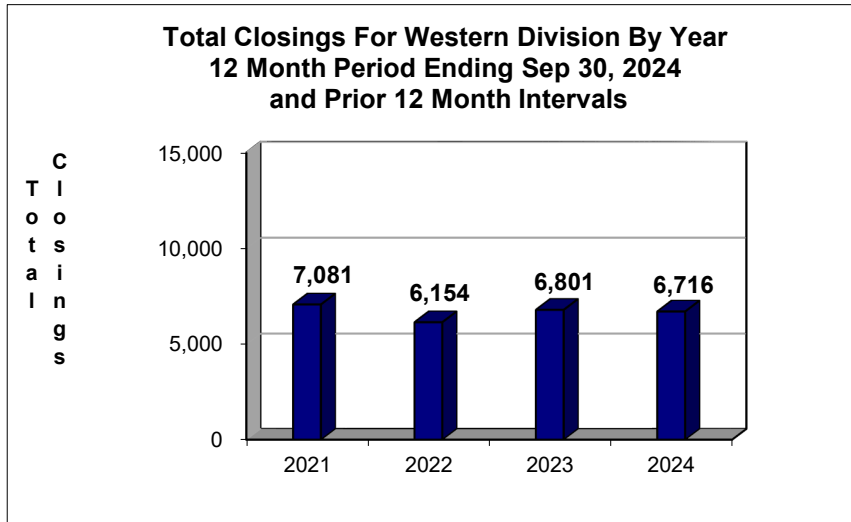
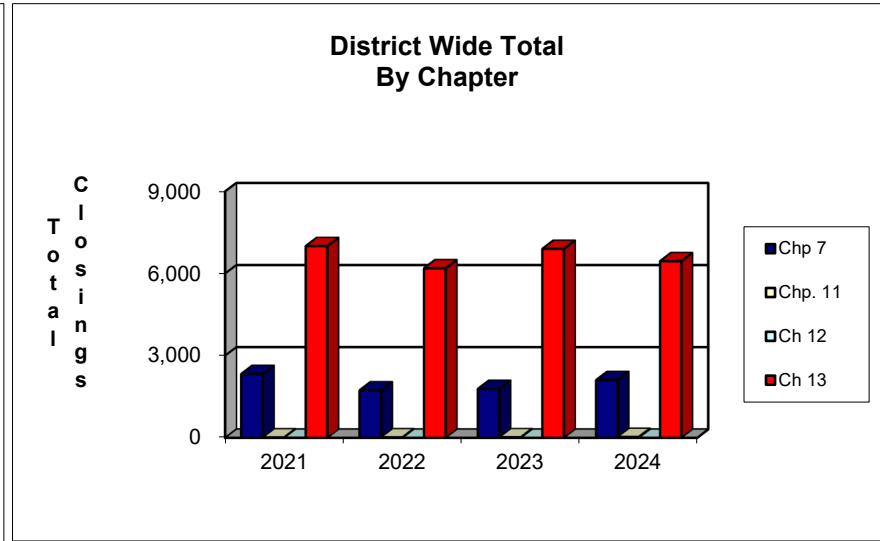
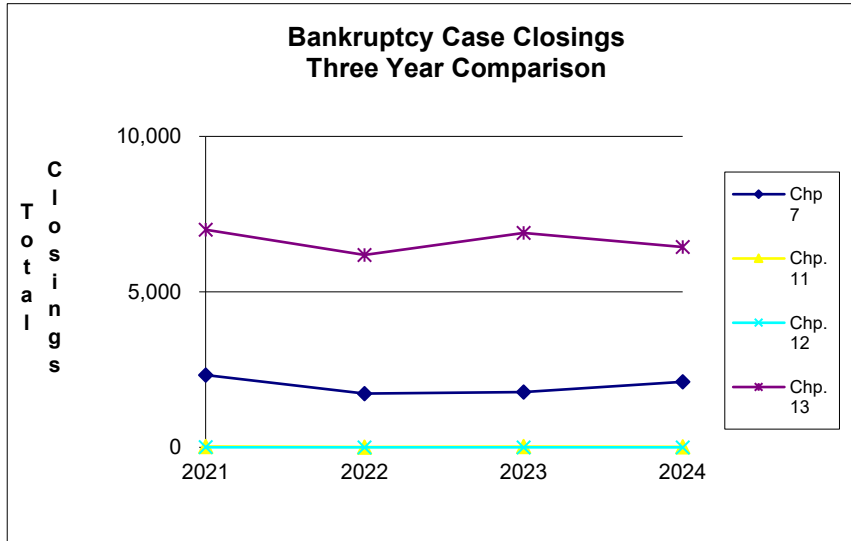
**Bankruptcy Case Closings  
Oct 1, 2021 thru Sep 30, 2022**



**Bankruptcy Case Closings  
Oct 1, 2020 thru Sep 30, 2021**



## United States Bankruptcy Court Western District of Tennessee



**NOTE: Data For Each Year was Calculated Beginning Sep 30, 2024 And Extending Backwards Twelve Months**