

**UNITED STATES BANKRUPTCY COURT**  
**Western District of Tennessee**  
**PETITIONS CLOSED FOR TWELVE MONTH PERIODS**  
**BY DIVISIONS**

| <b>Apr 1, 2023 - Mar 31, 2024</b> |                |                |               |
|-----------------------------------|----------------|----------------|---------------|
|                                   | <b>Memphis</b> | <b>Jackson</b> | <b>Totals</b> |
| Chapter 7                         | 1,448          | 500            | 1,948         |
| Chapter 11                        | 17             | 6              | 23            |
| Chapter 12                        | 0              | 0              | 0             |
| Chapter 13                        | 5,453          | 1,344          | 6,797         |
| <b>Totals:</b>                    | <b>6,918</b>   | <b>1,850</b>   | <b>8,768</b>  |

| <b>Apr 1, 2022 - Mar 31, 2023</b> |                |                |               |
|-----------------------------------|----------------|----------------|---------------|
|                                   | <b>Memphis</b> | <b>Jackson</b> | <b>Totals</b> |
| Chapter 7                         | 1,231          | 451            | 1,682         |
| Chapter 11                        | 10             | 4              | 14            |
| Chapter 12                        | 0              | 0              | 0             |
| Chapter 13                        | 5,232          | 1,439          | 6,671         |
| <b>Totals:</b>                    | <b>6,473</b>   | <b>1,894</b>   | <b>8,367</b>  |

| <b>Apr 1, 2021 - Mar 31, 2022</b> |                |                |               |
|-----------------------------------|----------------|----------------|---------------|
|                                   | <b>Memphis</b> | <b>Jackson</b> | <b>Totals</b> |
| Chapter 7                         | 1,528          | 498            | 2,026         |
| Chapter 11                        | 13             | 8              | 21            |
| Chapter 12                        | 0              | 1              | 1             |
| Chapter 13                        | 4,955          | 1,499          | 6,454         |
| <b>Totals:</b>                    | <b>6,496</b>   | <b>2,006</b>   | <b>8,502</b>  |

| <b>Apr 1, 2020 - Mar 31, 2021</b> |                |                |               |
|-----------------------------------|----------------|----------------|---------------|
|                                   | <b>Memphis</b> | <b>Jackson</b> | <b>Totals</b> |
| Chapter 7                         | 2,173          | 742            | 2,915         |
| Chapter 11                        | 7              | 7              | 14            |
| Chapter 12                        | 0              | 1              | 1             |
| Chapter 13                        | 5,581          | 1,647          | 7,228         |
| <b>Totals:</b>                    | <b>7,761</b>   | <b>2,397</b>   | <b>10,158</b> |

| <b>2024 Over 2023</b> |                |                |                |
|-----------------------|----------------|----------------|----------------|
|                       | <b>Memphis</b> | <b>Jackson</b> | <b>Total %</b> |
| Chapter 7             | 217            | 49             | 15.81%         |
| Chapter 11            | 7              | 2              | 64.29%         |
| Chapter 12            | 0              | 0              | 0.00%          |
| Chapter 13            | 221            | (95)           | 1.89%          |
| <b>Totals:</b>        | <b>445</b>     | <b>(44)</b>    | <b>4.79%</b>   |

| <b>2024 Over 2023</b> |                |                |
|-----------------------|----------------|----------------|
|                       | <b>Jackson</b> | <b>Total %</b> |
| Chapter 7             | 49             | 10.86%         |
| Chapter 11            | 2              | 50.00%         |
| Chapter 12            | 0              | 0.00%          |
| Chapter 13            | (95)           | -6.60%         |
| <b>Totals:</b>        | <b>(44)</b>    | <b>-2.32%</b>  |

| <b>% of Closings by Chap. By Div. Chapter % of</b> |                |                |                       |
|--|----------------|----------------|-----------------------|
|  | <b>Memphis</b> | <b>Jackson</b> | <b>Total Closings</b> |
| Chapter 7  | 74%            | 26%            | 22%                   |
| Chapter 11   | 74%            | 26%            | 0%                    |
| Chapter 12   | 0%             | 0%             | 0%                    |
| Chapter 13   | 80%            | 20%            | 78%                   |
| <b>Totals:</b>                                     | <b>79%</b>     | <b>21%</b>     | <b>100%</b>           |

| <b>% of Closings by Chap. By Div. Chapter % of</b> |                |                |                       |
|--|----------------|----------------|-----------------------|
|  | <b>Memphis</b> | <b>Jackson</b> | <b>Total Closings</b> |
| Chapter 7  | 73%            | 27%            | 20%                   |
| Chapter 11   | 71%            | 29%            | 0%                    |
| Chapter 12   | 0%             | 0%             | 0%                    |
| Chapter 13   | 78%            | 22%            | 80%                   |
| <b>Totals:</b>                                     | <b>77%</b>     | <b>23%</b>     | <b>100%</b>           |

| <b>% of Closings by Chap. By Div. Chapter % of</b> |                |                |                       |
|--|----------------|----------------|-----------------------|
|  | <b>Memphis</b> | <b>Jackson</b> | <b>Total Closings</b> |
| Chapter 7  | 75%            | 25%            | 24%                   |
| Chapter 11   | 62%            | 38%            | 0%                    |
| Chapter 12   | 0%             | 100%           | 0%                    |
| Chapter 13   | 77%            | 23%            | 76%                   |
| <b>Totals:</b>                                     | <b>76%</b>     | <b>24%</b>     | <b>100%</b>           |

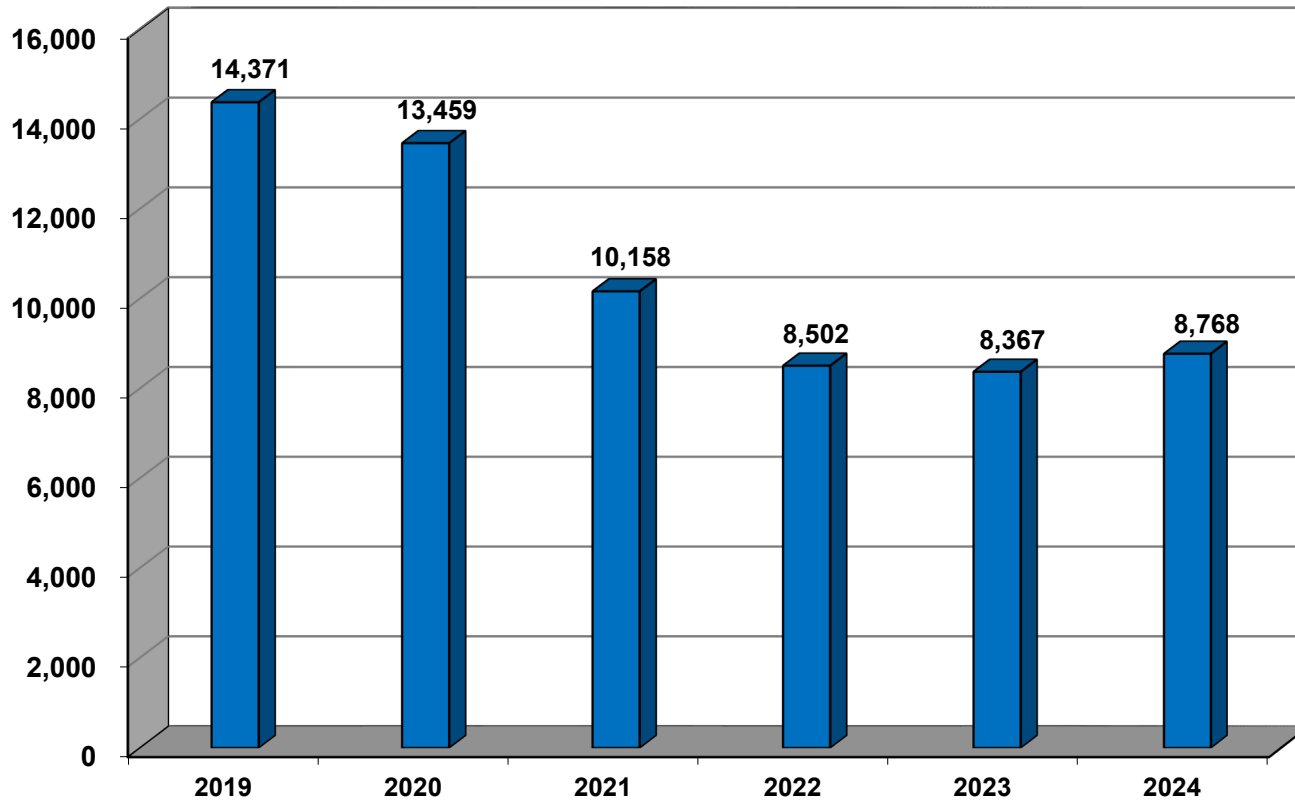
| <b>% of Closings by Chap. By Div. Chapter % of</b> |                |                |                       |
|--|----------------|----------------|-----------------------|
|  | <b>Memphis</b> | <b>Jackson</b> | <b>Total Closings</b> |
| Chapter 7  | 75%            | 25%            | 29%                   |
| Chapter 11   | 50%            | 50%            | 0%                    |
| Chapter 12   | 0%             | 100%           | 0%                    |
| Chapter 13   | 77%            | 23%            | 71%                   |
| <b>Totals:</b>                                     | <b>76%</b>     | <b>24%</b>     | <b>100%</b>           |

**Overall Change**  
**2024 Over 2023**  
**(Both Divisions)**  
  
**4.79%**

| <b>2024 Over 2023</b> |                |                |
|-----------------------|----------------|----------------|
|                       | <b>Memphis</b> | <b>Total %</b> |
| Chapter 7             | 217            | 17.63%         |
| Chapter 11            | 7              | 70.00%         |
| Chapter 12            | 0              | 0.00%          |
| Chapter 13            | 221            | 4.22%          |
| <b>Totals:</b>        | <b>445</b>     | <b>6.87%</b>   |

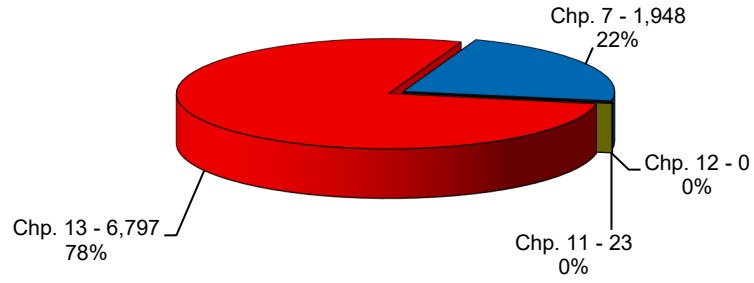
*Calculation of percentages are rounded to two places. .745 would be shown as .75 or 75%, and .744 would be displayed as .74 or 74%.*

**Total Closings For Western District By Year  
12 Month Period Ending Mar 31, 2024  
and 12 Prior Month Intervals**

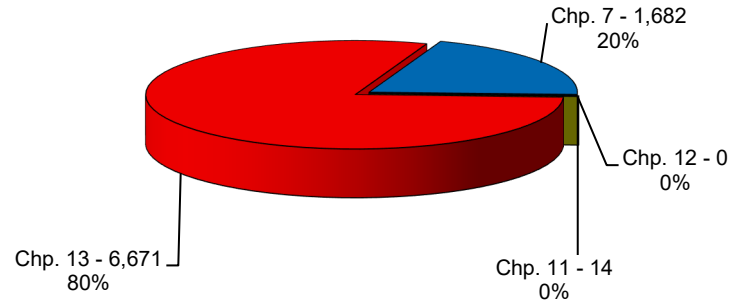


**United States Bankruptcy Court  
Western District of Tennessee**

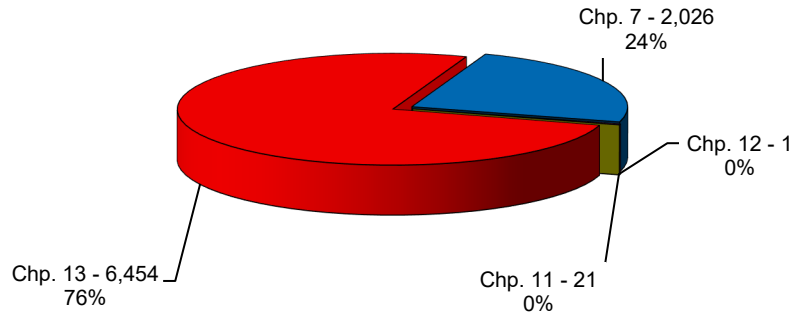
**Bankruptcy Case Closings  
Apr 01, 2023 thru Mar 31, 2024**



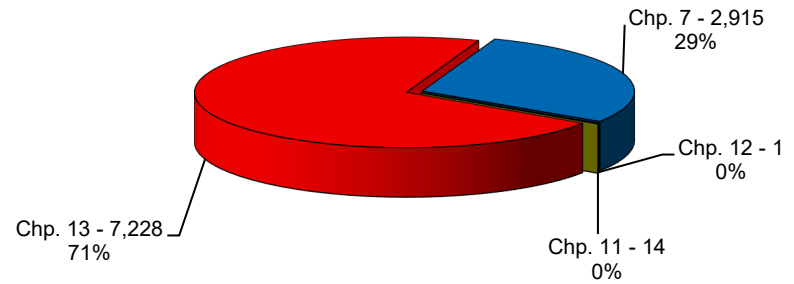
**Bankruptcy Case Closings  
Apr 01, 2022 thru Mar 31, 2023**



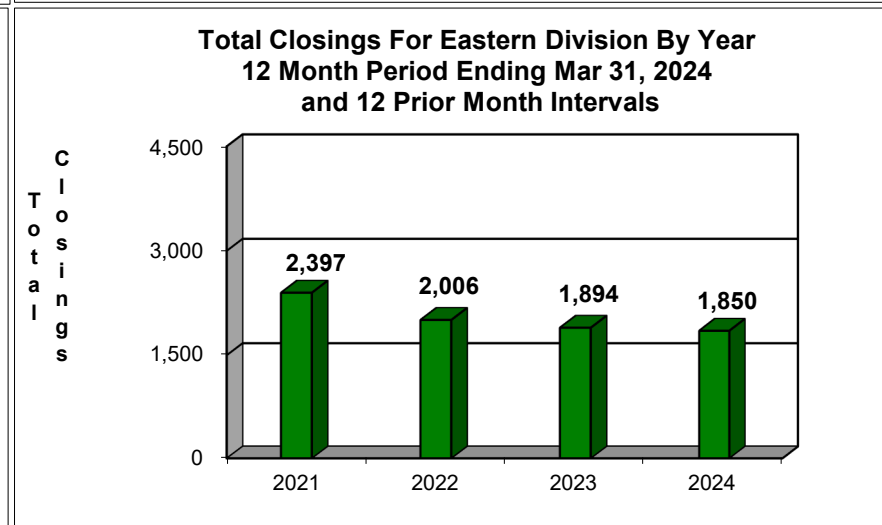
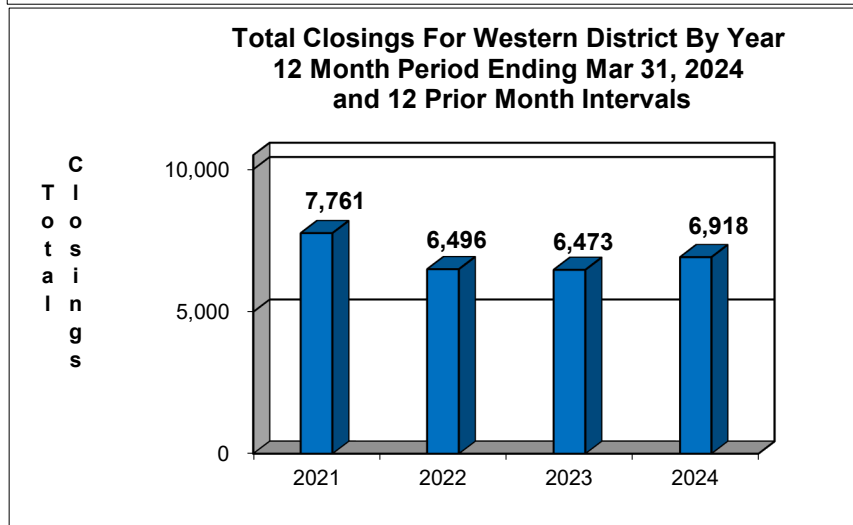
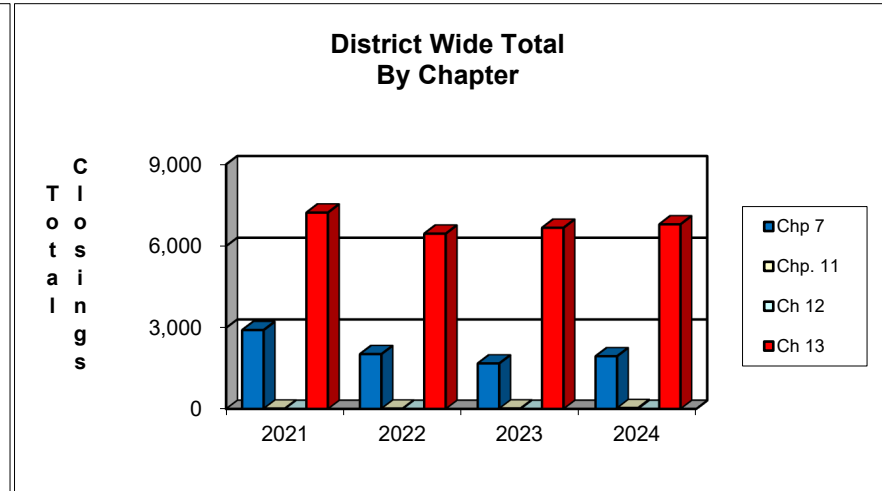
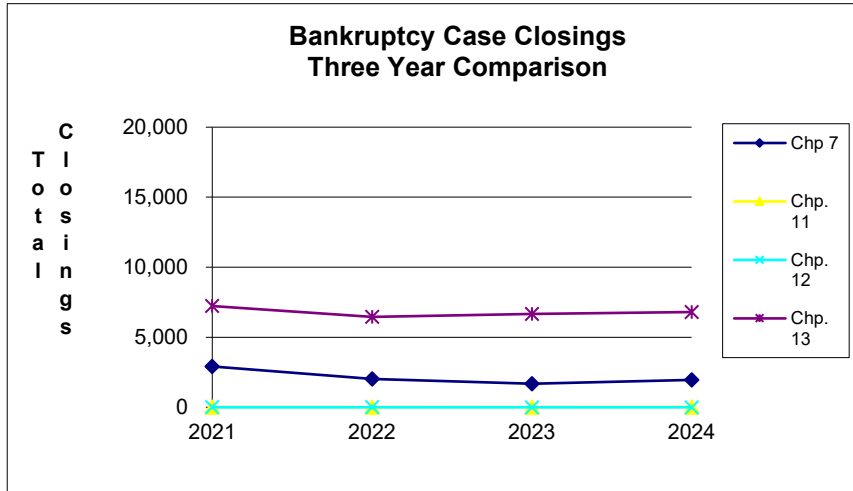
**Bankruptcy Case Closings  
Apr 01, 2021 thru Mar 31, 2022**



**Bankruptcy Case Closings  
Apr 01, 2020 thru Mar 31, 2021**



## United States Bankruptcy Court Western District of Tennessee



**NOTE: Data For Each Year was Calculated Beginning Mar 31, 2024 And Extending Backwards Twelve Months**