

UNITED STATES BANKRUPTCY COURT
Western District of Tennessee
PETITIONS FILED FOR TWELVE MONTH PERIODS
BY DIVISIONS

Jan 1, 2017 - Dec 31, 2017			
	Memphis	Jackson	Totals
Chapter 7	2,540	904	3,444
Chapter 11	23	5	28
Chapter 12	1	2	3
Chapter 13	8,763	1,924	10,687
Totals:	11,327	2,835	14,162

Jan 1, 2016 - Dec 31, 2016			
	Memphis	Jackson	Totals
Chapter 7	2,702	826	3,528
Chapter 11	23	13	36
Chapter 12	0	0	0
Chapter 13	9,136	1,870	11,006
Totals:	11,861	2,709	14,570

Jan 1, 2015 - Dec 31, 2015			
	Memphis	Jackson	Totals
Chapter 7	2,929	1,000	3,929
Chapter 11	15	3	18
Chapter 12	0	0	0
Chapter 13	9,377	2,045	11,422
Totals:	12,321	3,048	15,369

Jan 1, 2014 - Dec 31, 2014			
	Memphis	Jackson	Totals
Chapter 7	3,291	1,086	4,377
Chapter 11	22	5	27
Chapter 12	0	0	0
Chapter 13	9,715	2,265	11,980
Totals:	13,028	3,356	16,384

2017 Over 2016			
	Memphis	Jackson	Total %
Chapter 7	(162)	78	-2.38%
Chapter 11	0	(8)	-22.22%
Chapter 12	1	2	100%
Chapter 13	(373)	54	-2.90%
Totals:	(534)	126	-2.80%

2017 Over 2016		
	Jackson	Total %
Chapter 7	78	9.44%
Chapter 11	(8)	-61.54%
Chapter 12	2	100%
Chapter 13	54	2.89%
Totals:	126	4.65%

% of Filings by Chap. By Div. Chapter % of			
	Memphis	Jackson	Total Filings
Chapter 7	74%	26%	24%
Chapter 11	82%	18%	0%
Chapter 12	33%	67%	0%
Chapter 13	82%	18%	75%
Totals:	80%	20%	100%

% of Filings by Chap. By Div. Chapter % of			
	Memphis	Jackson	Total Filings
Chapter 7	77%	23%	24%
Chapter 11	64%	36%	0%
Chapter 12	0%	0%	0%
Chapter 13	83%	17%	76%
Totals:	81%	19%	100%

% of Filings by Chap. By Div. Chapter % of			
	Memphis	Jackson	Total Filings
Chapter 7	75%	25%	26%
Chapter 11	83%	17%	0%
Chapter 12	0%	0%	0%
Chapter 13	82%	18%	74%
Totals:	80%	20%	100%

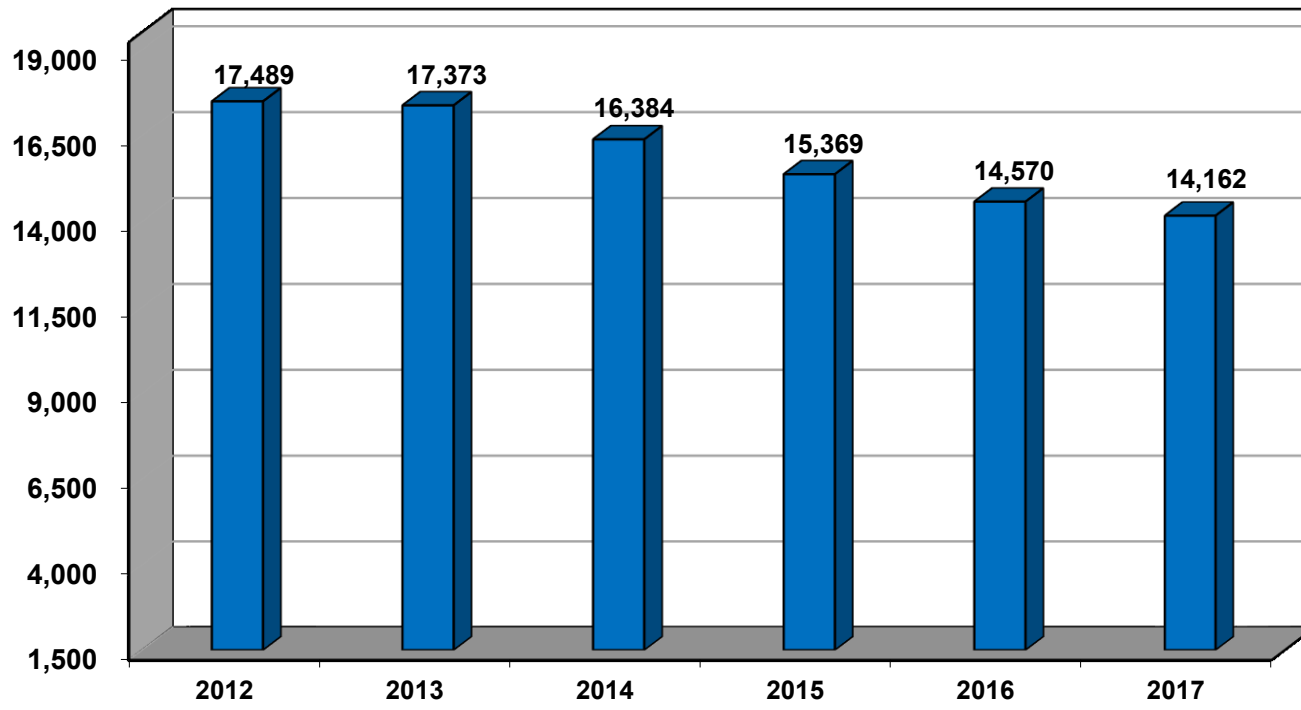
% of Filings by Chap. By Div. Chapter % of			
	Memphis	Jackson	Total Filings
Chapter 7	75%	25%	27%
Chapter 11	81%	19%	0%
Chapter 12	0%	0%	0%
Chapter 13	81%	19%	73%
Totals:	80%	20%	100%

Overall Change 2017 Over 2016 (Both Divisions)
-2.80%

2017 Over 2016		
	Memphis	Total %
Chapter 7	(162)	-6.00%
Chapter 11	0	0.00%
Chapter 12	1	100%
Chapter 13	(373)	-4.08%
Totals:	(534)	-4.50%

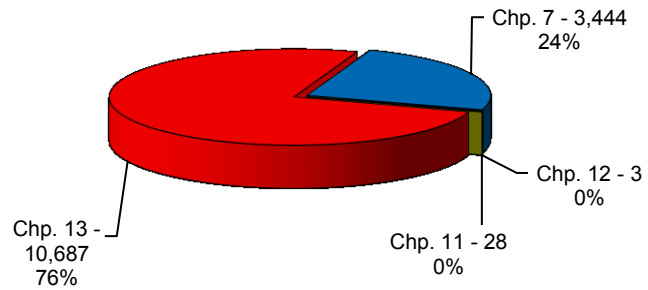
Calculation of percentages are rounded to two places. .745 would be shown as .75 or 75%, and .744 would be displayed as .74 or 74%.

**Total Filings For Western District By Year
12 Month Period Ending Dec 31, 2017
and Prior 12 Month Intervals**

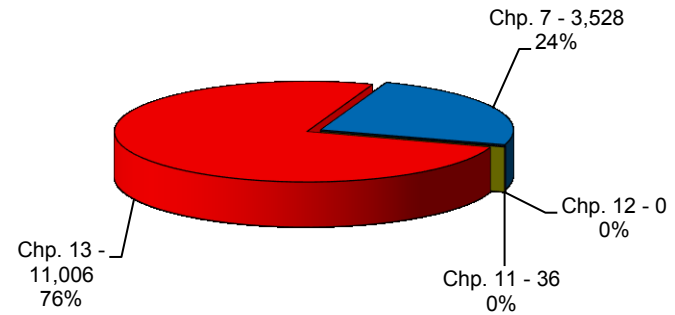


United States Bankruptcy Court Western District of Tennessee

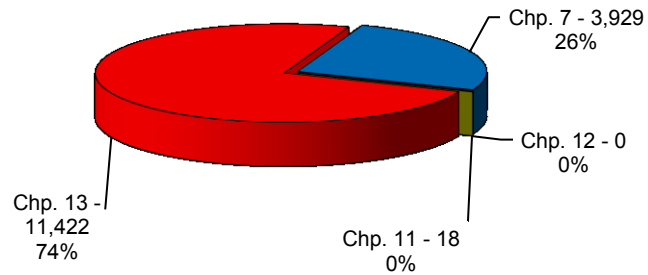
**Bankruptcy Case Filings
Jan 01, 2017 thru Dec 31, 2017**



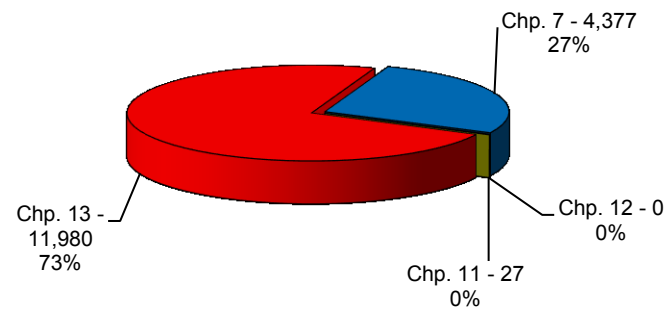
**Bankruptcy Case Filings
Jan 1, 2016 thru Dec 31, 2016**



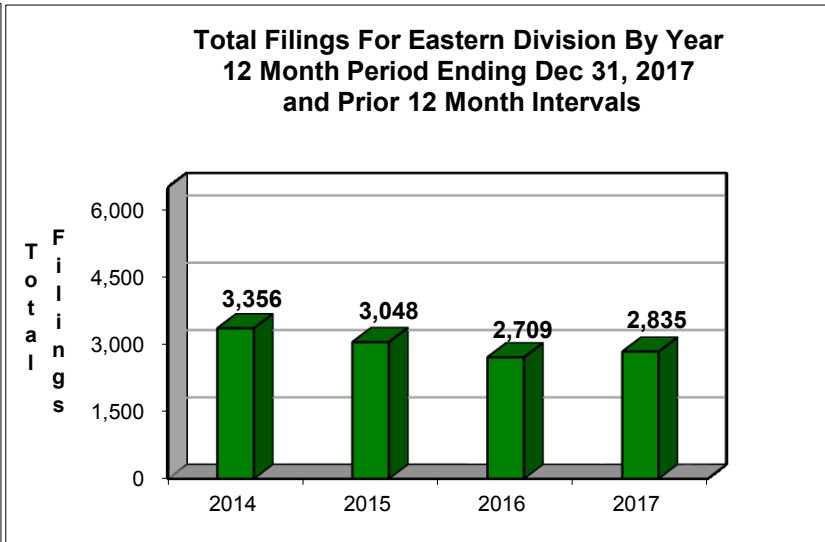
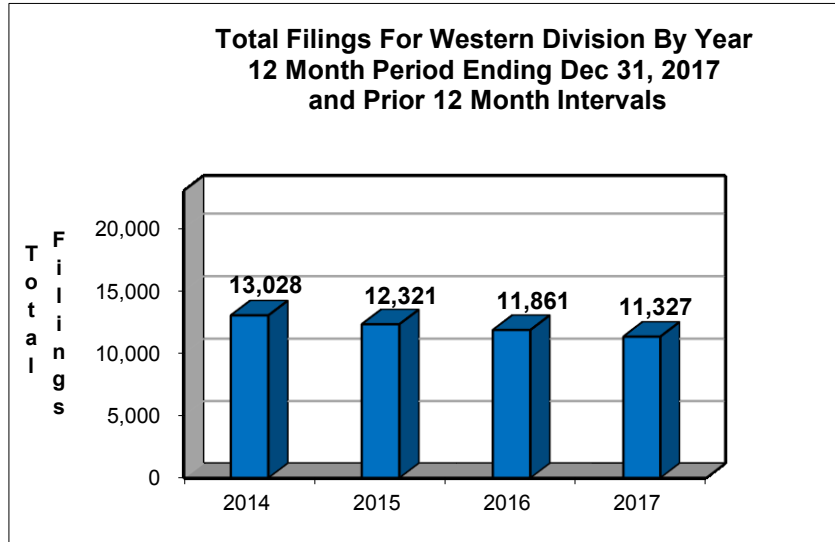
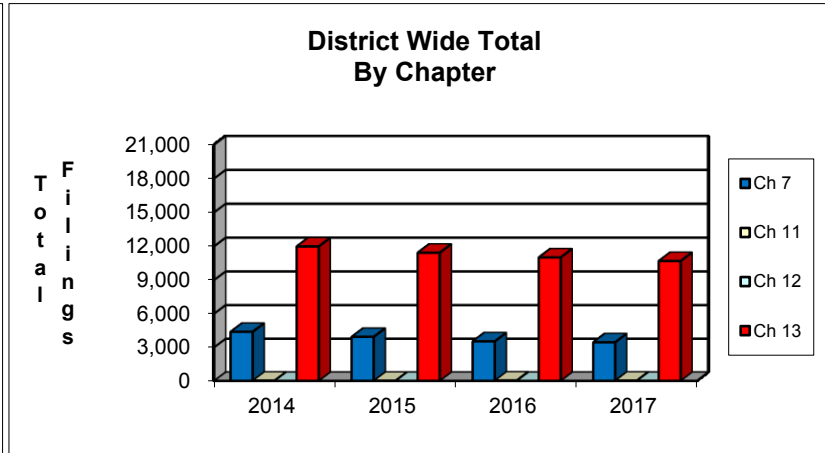
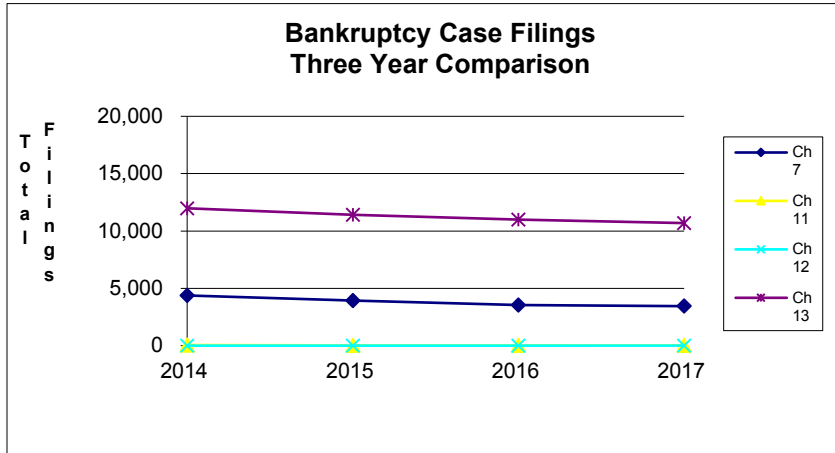
**Bankruptcy Case Filings
Jan 1, 2015 thru Dec 31, 2015**



**Bankruptcy Case Filings
Jan 1, 2014 thru Dec 31, 2014**



United States Bankruptcy Court Western District of Tennessee



NOTE: Data For Each Year was Calculated Beginning Dec 31, 2017 And Extending Backwards Twelve Months

**Bankruptcy Yearly Case Filings
Western District of Tennessee**

