

**UNITED STATES BANKRUPTCY COURT**  
**Western District of Tennessee**  
**PETITIONS CLOSED FOR TWELVE MONTH PERIODS**  
**BY DIVISIONS**

<b>Jan 1, 2017 - Dec 31, 2017</b>			
	<b>Memphis</b>	<b>Jackson</b>	<b>Totals</b>
Chapter 7	2,767	996	3,763
Chapter 11	23	5	28
Chapter 12	0	0	0
Chapter 13	9,562	2,037	11,599
<b>Totals:</b>	<b>12,352</b>	<b>3,038</b>	<b>15,390</b>

<b>Jan 1, 2016 - Dec 31, 2016</b>			
	<b>Memphis</b>	<b>Jackson</b>	<b>Totals</b>
Chapter 7	3,028	977	4,005
Chapter 11	18	10	28
Chapter 12	0	0	0
Chapter 13	10,003	2,244	12,247
<b>Totals:</b>	<b>13,049</b>	<b>3,231</b>	<b>16,280</b>

<b>Jan 1, 2015 - Dec 31, 2015</b>			
	<b>Memphis</b>	<b>Jackson</b>	<b>Totals</b>
Chapter 7	3,024	1,040	4,064
Chapter 11	23	11	34
Chapter 12	0	1	1
Chapter 13	10,300	2,467	12,767
<b>Totals:</b>	<b>13,347</b>	<b>3,519</b>	<b>16,866</b>

<b>Jan 1, 2014 - Dec 31, 2014</b>			
	<b>Memphis</b>	<b>Jackson</b>	<b>Totals</b>
Chapter 7	3,632	1,092	4,724
Chapter 11	44	10	54
Chapter 12	0	0	0
Chapter 13	11,311	2,709	14,020
<b>Totals:</b>	<b>14,987</b>	<b>3,811</b>	<b>18,798</b>

<b>2017 Over 2016</b>			
	<b>Memphis</b>	<b>Jackson</b>	<b>Total %</b>
Chapter 7	(261)	19	-6.04%
Chapter 11	5	(5)	0.00%
Chapter 12	0	0	0.00%
Chapter 13	(441)	(207)	-5.29%
<b>Totals:</b>	<b>(697)</b>	<b>(193)</b>	<b>-5.47%</b>

<b>2017 Over 2016</b>		
	<b>Jackson</b>	<b>Total %</b>
Chapter 7	19	1.94%
Chapter 11	(5)	-50.00%
Chapter 12	0	0.00%
Chapter 13	(207)	-9.22%
<b>Totals:</b>	<b>(193)</b>	<b>-5.97%</b>

<b>% of Closings by Chap. By Div. Chapter % of</b>			
	<b>Memphis</b>	<b>Jackson</b>	<b>Total Closings</b>
Chapter 7	74%	26%	24%
Chapter 11	82%	18%	0%
Chapter 12	0%	0%	0%
Chapter 13	82%	18%	75%
<b>Totals:</b>	<b>80%</b>	<b>20%</b>	<b>100%</b>

<b>% of Closings by Chap. By Div. Chapter % of</b>			
	<b>Memphis</b>	<b>Jackson</b>	<b>Total Closings</b>
Chapter 7	76%	24%	25%
Chapter 11	64%	36%	0%
Chapter 12	0%	0%	0%
Chapter 13	82%	18%	75%
<b>Totals:</b>	<b>80%</b>	<b>20%</b>	<b>100%</b>

<b>% of Closings by Chap. By Div. Chapter % of</b>			
	<b>Memphis</b>	<b>Jackson</b>	<b>Total Closings</b>
Chapter 7	74%	26%	24%
Chapter 11	68%	32%	0%
Chapter 12	0%	100%	0%
Chapter 13	81%	19%	76%
<b>Totals:</b>	<b>79%</b>	<b>21%</b>	<b>100%</b>

<b>% of Closings by Chap. By Div. Chapter % of</b>			
	<b>Memphis</b>	<b>Jackson</b>	<b>Total Closings</b>
Chapter 7	77%	23%	25%
Chapter 11	81%	19%	0%
Chapter 12	0%	0%	0%
Chapter 13	81%	19%	75%
<b>Totals:</b>	<b>80%</b>	<b>20%</b>	<b>100%</b>

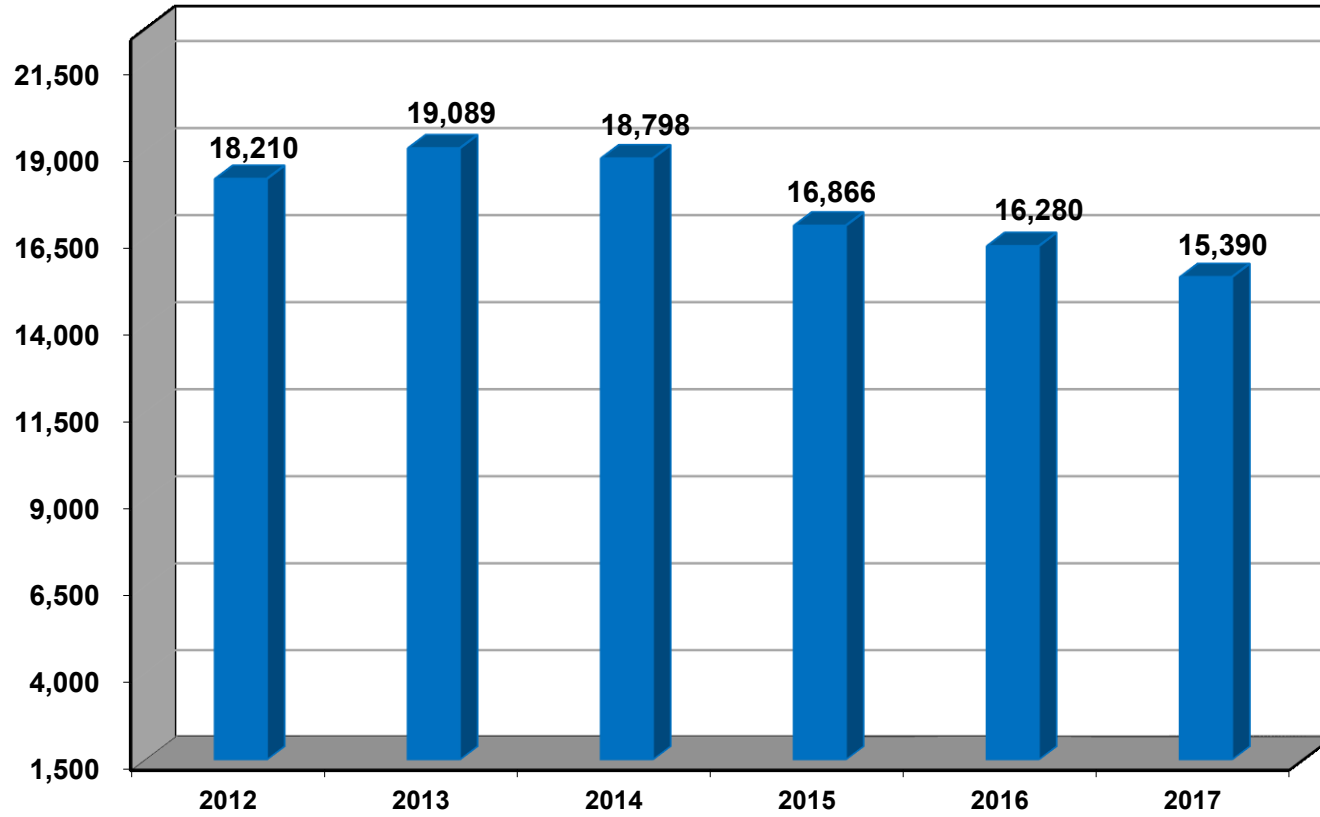
**Overall Change**  
**2017 Over 2016**  
**(Both Divisions)**

**-5.47%**

<b>2017 Over 2016</b>		
	<b>Memphis</b>	<b>Total %</b>
Chapter 7	(261)	-8.62%
Chapter 11	5	27.78%
Chapter 12	0	0.00%
Chapter 13	(441)	-4.41%
<b>Totals:</b>	<b>(697)</b>	<b>-5.34%</b>

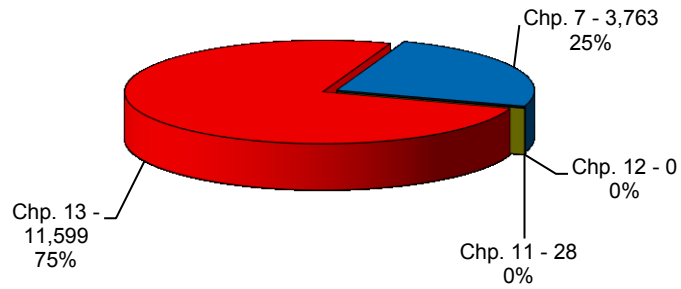
*Calculation of percentages are rounded to two places. .745 would be shown as .75 or 75%, and .744 would be displayed as .74 or 74%.*

**Total Closings For Western District By Year  
12 Month Period Ending Dec 31, 2017  
and Prior 12 Month Intervals**

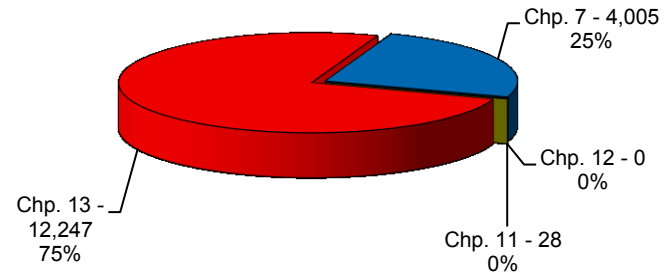


## United States Bankruptcy Court Western District of Tennessee

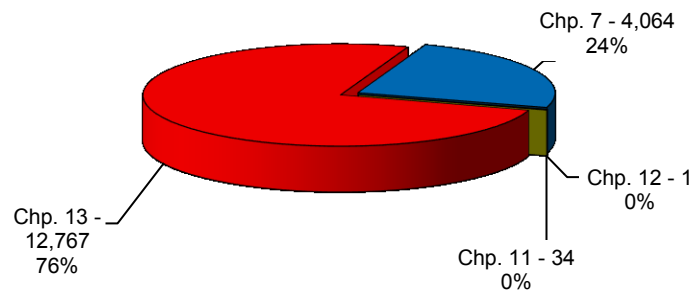
**Bankruptcy Case Closings  
Jan 01, 2017 thru Dec 31, 2017**



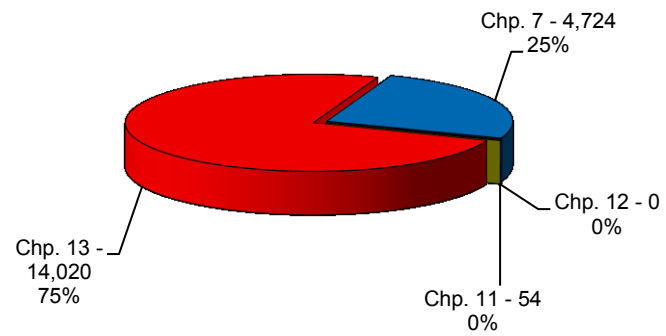
**Bankruptcy Case Closings  
Jan 01, 2016 thru Dec 31, 2016**



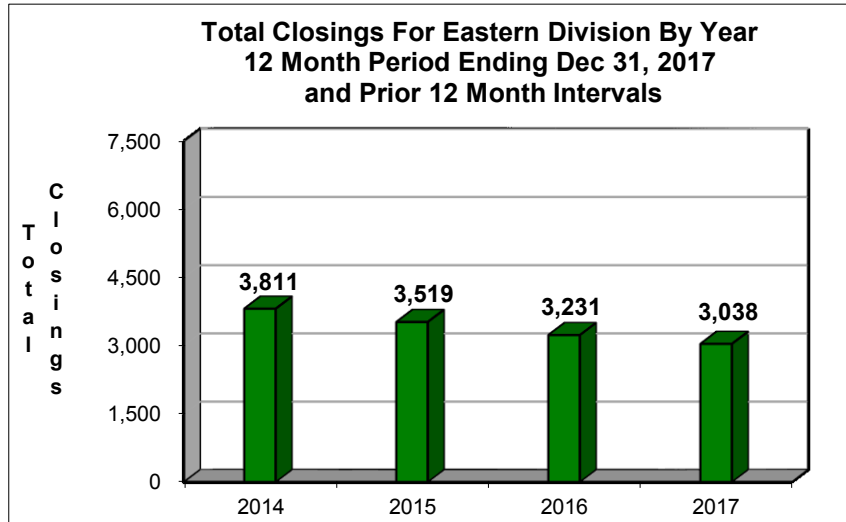
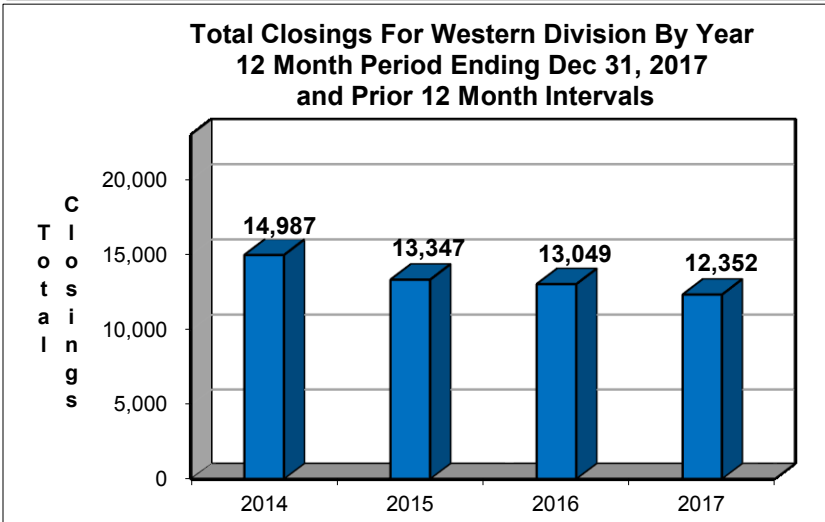
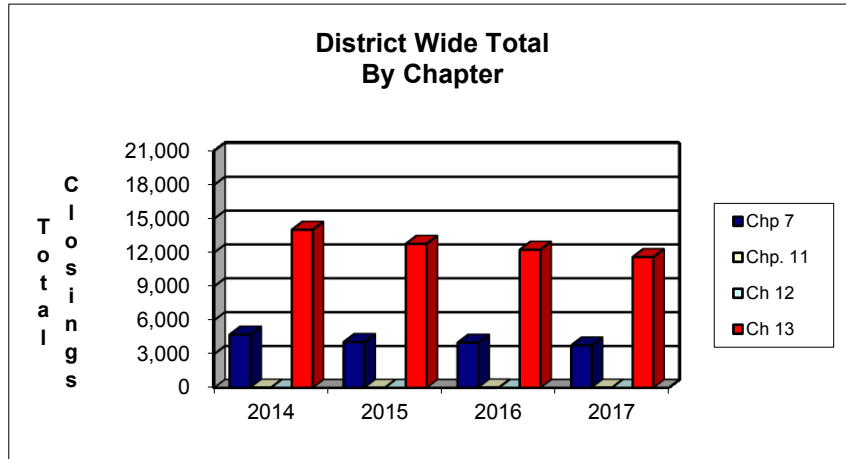
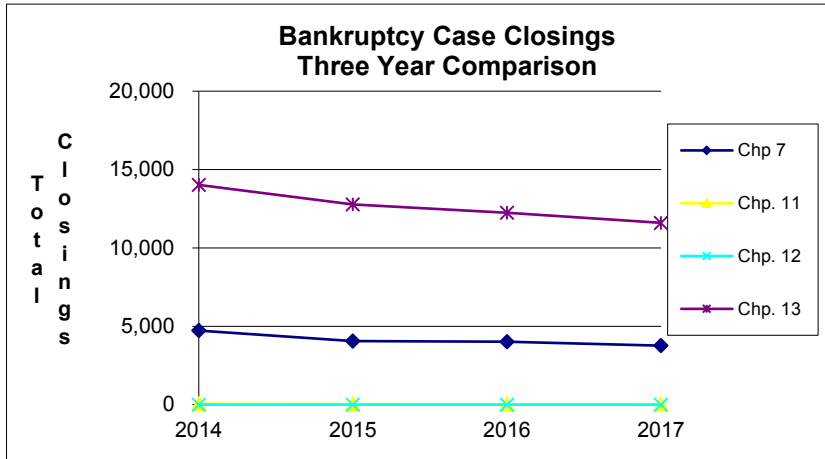
**Bankruptcy Case Closings  
Jan 01, 2015 thru Dec 31, 2015**



**Bankruptcy Case Closings  
Jan 01, 2014 thru Dec 31, 2014**



## United States Bankruptcy Court Western District of Tennessee



**NOTE: Data For Each Year was Calculated Beginning Dec 31, 2017 And Extending Backwards Twelve Months**