

UNITED STATES BANKRUPTCY COURT
Western District of Tennessee
PETITIONS CLOSED FOR TWELVE MONTH PERIODS
BY DIVISIONS

Jan 1, 2012 - Dec 31, 2012			
	Memphis	Jackson	Totals
Chapter 7	4,312	1,431	5,743
Chapter 11	44	9	53
Chapter 12	2	0	2
Chapter 13	10,056	2,451	12,507
Totals:	14,414	3,891	18,305

Jan 1, 2011 - Dec 31, 2011			
	Memphis	Jackson	Totals
Chapter 7	4,443	1,697	6,140
Chapter 11	36	9	45
Chapter 12	0	0	0
Chapter 13	9,806	2,366	12,172
Totals:	14,285	4,072	18,357

Jan 1, 2010 - Dec 31, 2010			
	Memphis	Jackson	Totals
Chapter 7	4,814	1,930	6,744
Chapter 11	33	19	52
Chapter 12	0	0	0
Chapter 13	10,363	2,573	12,936
Totals:	15,210	4,522	19,732

Jan 1, 2009 - Dec 31, 2009			
	Memphis	Jackson	Totals
Chapter 7	4,461	2,183	6,644
Chapter 11	32	11	43
Chapter 12	0	1	1
Chapter 13	11,428	2,802	14,230
Totals:	15,921	4,997	20,918

2012 Over 2011			
	Memphis	Jackson	Total %
Chapter 7	(131)	(266)	-6.47%
Chapter 11	8	0	17.78%
Chapter 12	2	0	100%
Chapter 13	250	85	2.75%
Totals:	129	(181)	-0.28%

2012 Over 2011		
	Jackson	Total %
Chapter 7	(266)	-15.67%
Chapter 11	0	0.00%
Chapter 12	0	0.00%
Chapter 13	85	3.59%
Totals:	(181)	-4.44%

% of Closings by Chap. By Div. Chapter % of			
	Memphis	Jackson	Total Closings
Chapter 7	75%	25%	31%
Chapter 11	83%	17%	0%
Chapter 12	100%	0%	0%
Chapter 13	80%	20%	68%
Totals:	79%	21%	100%

% of Closings by Chap. By Div. Chapter % of			
	Memphis	Jackson	Total Closings
Chapter 7	72%	28%	33%
Chapter 11	80%	20%	0%
Chapter 12	0%	0%	0%
Chapter 13	81%	19%	66%
Totals:	78%	22%	100%

% of Closings by Chap. By Div. Chapter % of			
	Memphis	Jackson	Total Closings
Chapter 7	71%	29%	34%
Chapter 11	63%	37%	0%
Chapter 12	0%	0%	0%
Chapter 13	80%	20%	66%
Totals:	77%	23%	100%

% of Closings by Chap. By Div. Chapter % of			
	Memphis	Jackson	Total Closings
Chapter 7	67%	33%	32%
Chapter 11	74%	26%	0%
Chapter 12	0%	100%	0%
Chapter 13	80%	20%	68%
Totals:	76%	24%	100%

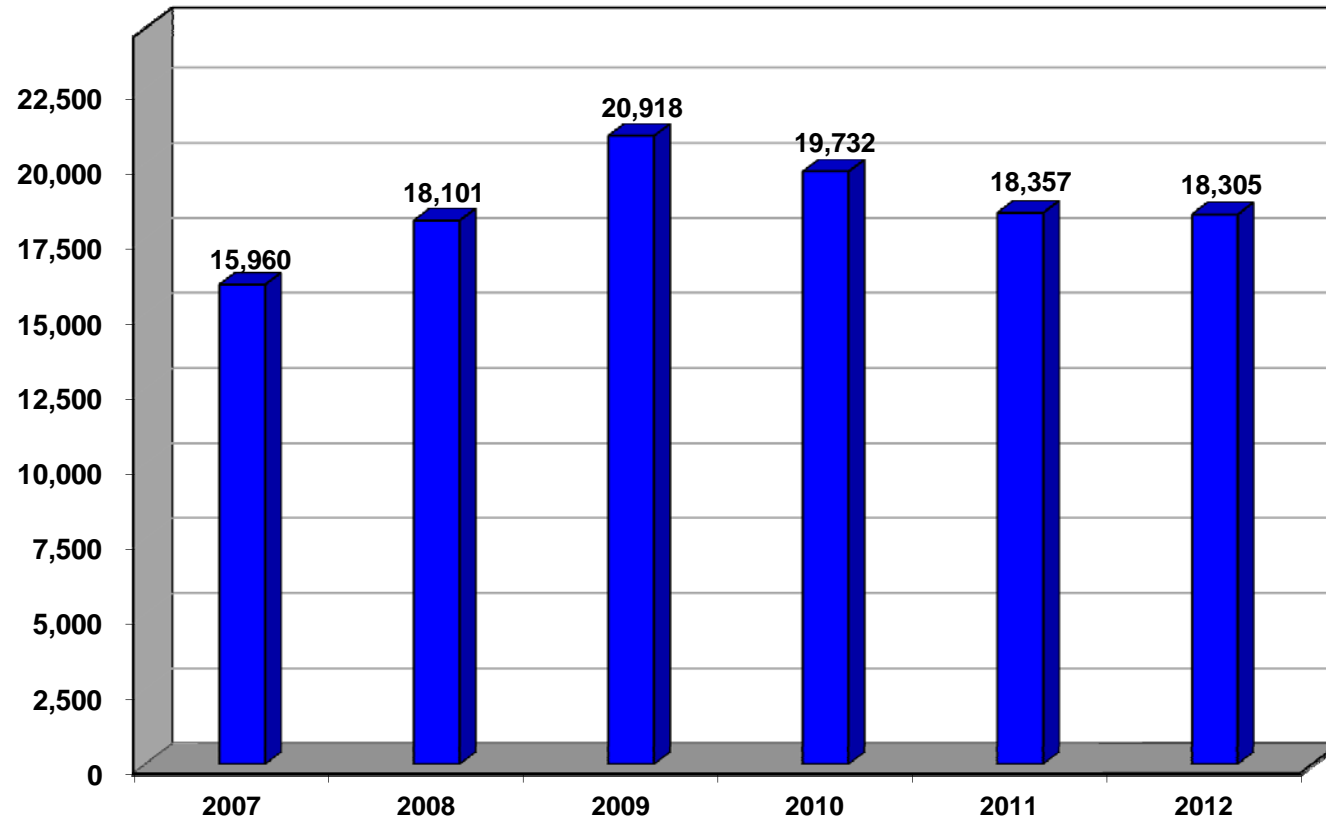
Overall Change
2012 Over 2011
(Both Divisions)

-0.28%

2012 Over 2011		
	Memphis	Total %
Chapter 7	(131)	-2.95%
Chapter 11	8	22.22%
Chapter 12	2	100%
Chapter 13	250	2.55%
Totals:	129	0.90%

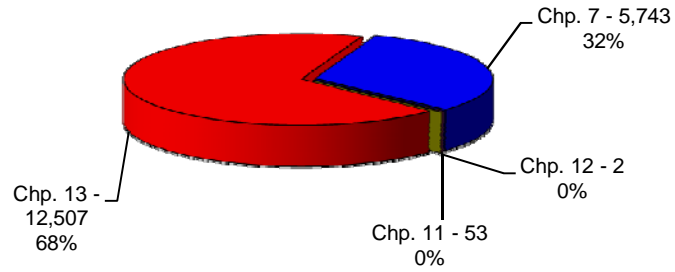
Calculation of percentages are rounded to two places. .745 would be shown as .75 or 75%, and .744 would be displayed as .74 or 74%.

**Total Closings For Western District By Year
12 Month Period Ending Dec 31, 2012
and Prior 12 Month Intervals**

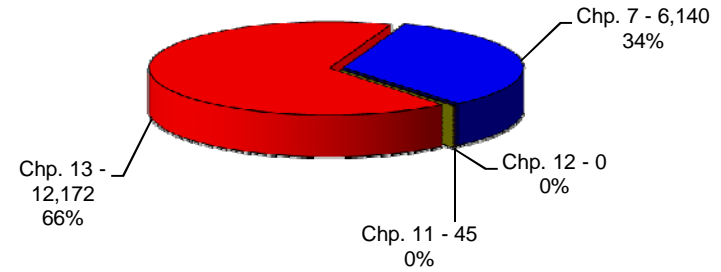


**United States Bankruptcy Court
Western District of Tennessee**

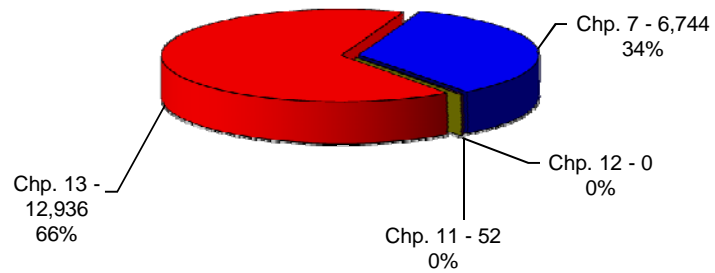
**Bankruptcy Case Closings
Jan 1, 2012 thru Dec 31, 2012**



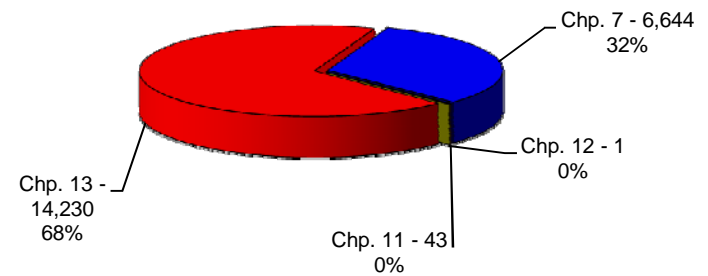
**Bankruptcy Case Closings
Jan 1, 2011 thru Dec 31, 2011**



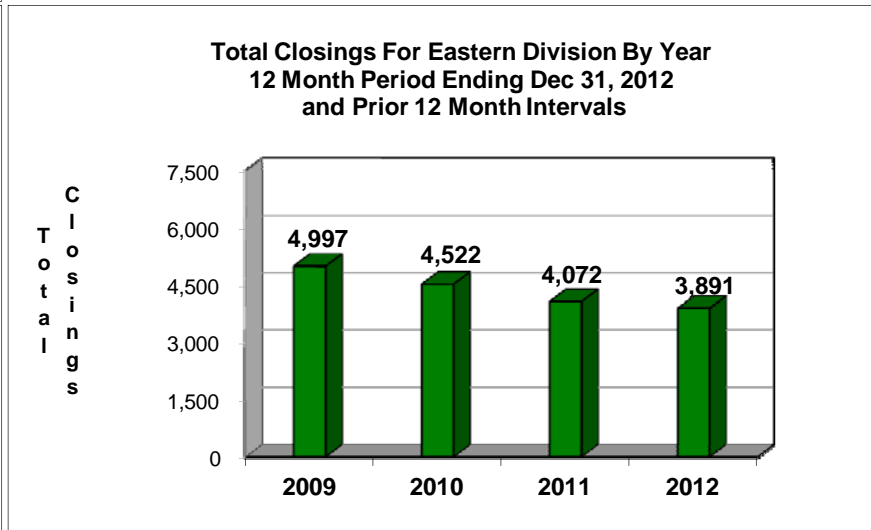
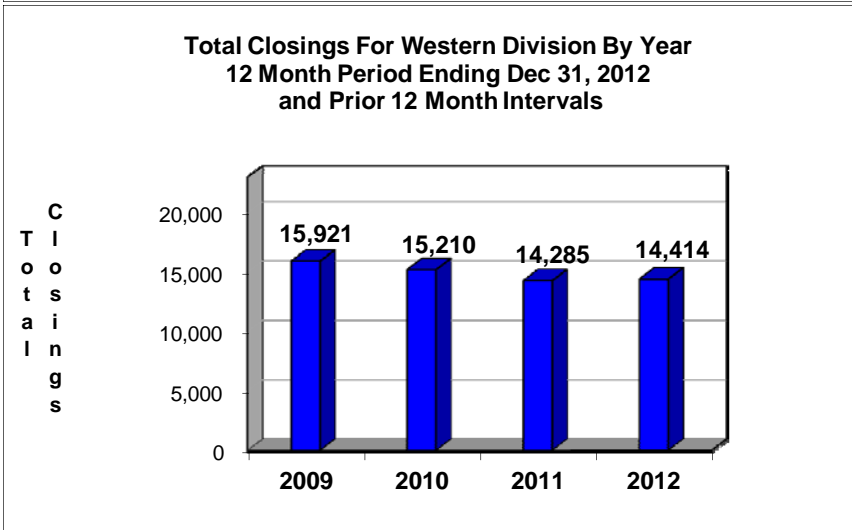
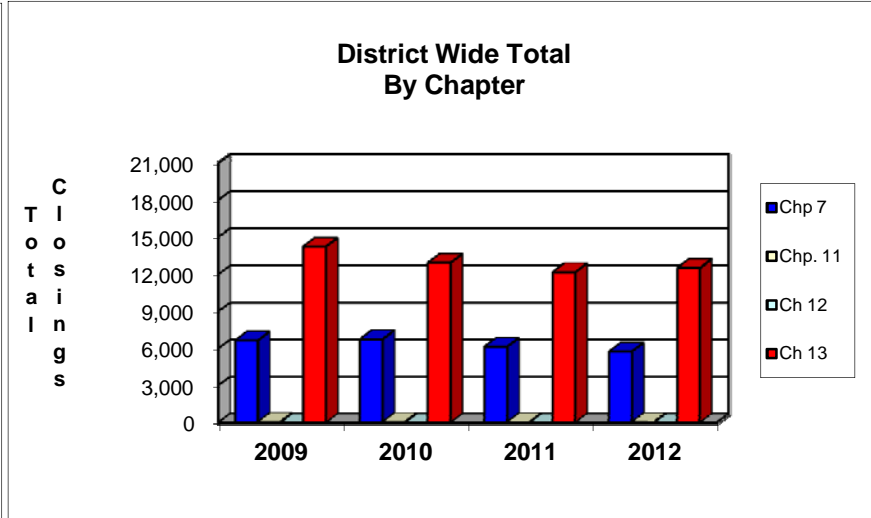
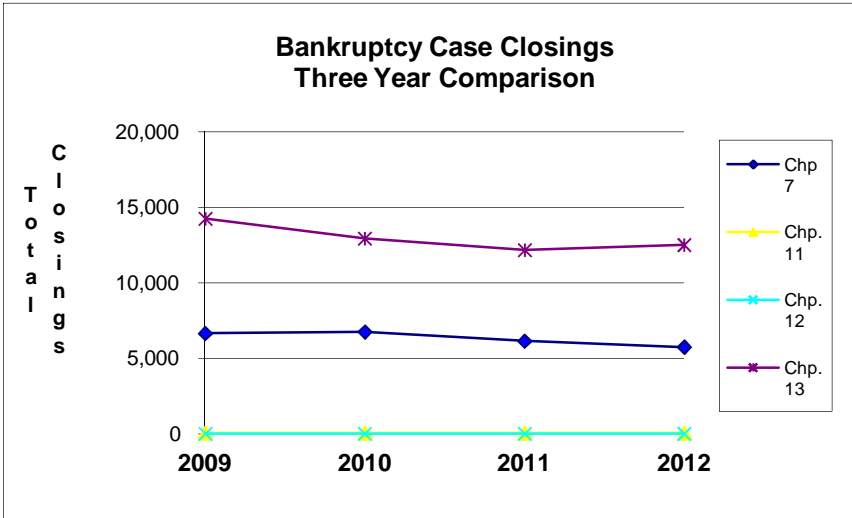
**Bankruptcy Case Closings
Jan 1, 2010 thru Dec 31, 2010**



**Bankruptcy Case Closings
Jan 1, 2009 thru Dec 31, 2009**



United States Bankruptcy Court Western District of Tennessee



NOTE: Data For Each Year was Calculated Beginning Dec 31, 2012 and Extending Backwards Twelve Months