

UNITED STATES BANKRUPTCY COURT
Western District of Tennessee
PETITIONS FILED FOR TWELVE MONTH PERIODS
BY DIVISIONS

| Jan 1, 2003 - Dec 31, 2003 | | | |
|----------------------------|---------------|--------------|---------------|
| | Memphis | Jackson | Totals |
| Chapter 7 | 6,251 | 2,461 | 8,712 |
| Chapter 9 | 0 | 0 | 0 |
| Chapter 11 | 58 | 43 | 101 |
| Chapter 12 | 0 | 0 | 0 |
| Chapter 13 | 15,794 | 3,419 | 19,213 |
| Totals: | 22,103 | 5,923 | 28,026 |

| Jan 1, 2002 - Dec 31, 2002 | | | |
|----------------------------|---------------|--------------|---------------|
| | Memphis | Jackson | Totals |
| Chapter 7 | 5,967 | 2,317 | 8,284 |
| Chapter 9 | 0 | 0 | 0 |
| Chapter 11 | 47 | 74 | 121 |
| Chapter 12 | 0 | 0 | 1 |
| Chapter 13 | 15,877 | 3,644 | 19,521 |
| Totals: | 21,891 | 6,035 | 27,927 |

| Jan 1, 2001 - Dec 31, 2001 | | | |
|----------------------------|---------------|--------------|---------------|
| | Memphis | Jackson | Totals |
| Chapter 7 | 5,212 | 2,044 | 7,256 |
| Chapter 9 | 0 | 0 | 0 |
| Chapter 11 | 84 | 71 | 155 |
| Chapter 12 | 0 | 0 | 0 |
| Chapter 13 | 15,000 | 3,777 | 17,890 |
| Totals: | 20,296 | 5,892 | 26,188 |

| Jan 1, 2000 - Dec 31, 2000 | | | |
|----------------------------|---------------|--------------|---------------|
| | Memphis | Jackson | Totals |
| Chapter 7 | 4,012 | 1,557 | 5,569 |
| Chapter 9 | 0 | 0 | 0 |
| Chapter 11 | 32 | 51 | 77 |
| Chapter 12 | 0 | 1 | 1 |
| Chapter 13 | 12,515 | 3,327 | 15,457 |
| Totals: | 16,559 | 4,936 | 21,495 |

| 2003 Over 2002 | | | |
|----------------|------------|--------------|--------------|
| | Memphis | Jackson | Total % |
| Chapter 7 | 284 | 144 | 5.17% |
| Chapter 9 | 0 | 0 | 0.00% |
| Chapter 11 | 11 | (31) | -16.39% |
| Chapter 12 | 0 | 0 | -50.00% |
| Chapter 13 | (83) | (225) | -1.58% |
| Totals: | 212 | (112) | 0.35% |

| 2003 Over 2002 | | |
|----------------|--------------|---------------|
| | Jackson | Total % |
| Chapter 7 | 144 | 6.21% |
| Chapter 9 | 0 | 0.00% |
| Chapter 11 | (31) | -41.89% |
| Chapter 12 | 0 | 0.00% |
| Chapter 13 | (225) | -6.17% |
| Totals: | (112) | -1.86% |

| % of Filings by Chap. By Div. Chapter % of | | | |
|--|------------|------------|----------------|
| | Memphis | Jackson | Totals Filings |
| Chapter 7 | 72% | 28% | 30% |
| Chapter 9 | 0% | 0% | 0% |
| Chapter 11 | 57% | 43% | 0% |
| Chapter 12 | 0% | 0% | 0% |
| Chapter 13 | 82% | 18% | 70% |
| Totals: | 79% | 21% | 100% |

| % of Filings by Chap. By Div. Chapter % of | | | |
|--|------------|------------|---------------|
| | Memphis | Jackson | Total Filings |
| Chapter 7 | 72% | 28% | 30% |
| Chapter 9 | 0% | 0% | 0% |
| Chapter 11 | 39% | 61% | 0% |
| Chapter 12 | 0% | 0% | 0% |
| Chapter 13 | 81% | 19% | 71% |
| Totals: | 78% | 22% | 100% |

| % of Filings by Chap. By Div. Chapter % of | | | |
|--|------------|------------|---------------|
| | Memphis | Jackson | Total Filings |
| Chapter 7 | 72% | 28% | 28% |
| Chapter 9 | 0% | 0% | 0% |
| Chapter 11 | 54% | 46% | 1% |
| Chapter 12 | 0% | 0% | 0% |
| Chapter 13 | 84% | 21% | 71% |
| Totals: | 78% | 22% | 100% |

| % of Filings by Chap. By Div. Chapter % of | | | |
|--|------------|------------|---------------|
| | Memphis | Jackson | Total Filings |
| Chapter 7 | 72% | 28% | 26% |
| Chapter 9 | 0% | 0% | 0% |
| Chapter 11 | 42% | 66% | 0% |
| Chapter 12 | 0% | 100% | 0% |
| Chapter 13 | 81% | 22% | 74% |
| Totals: | 77% | 23% | 100% |

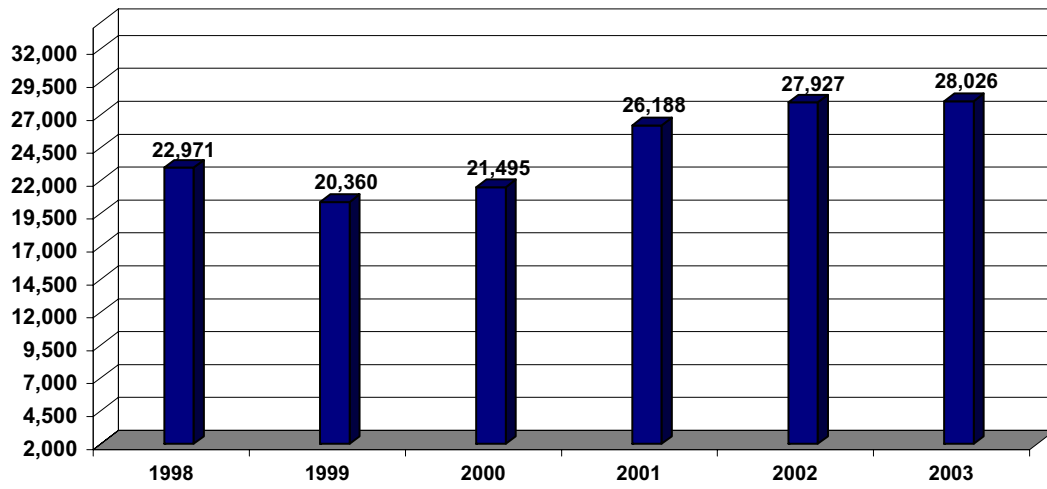
**Overall Change
2003 to 2002
(Both Divisions)**

0.35%

| 2003 Over 2002 | | |
|----------------|------------|--------------|
| | Memphis | Total % |
| Chapter 7 | 284 | 4.76% |
| Chapter 9 | 0 | 0.00% |
| Chapter 11 | 11 | 23.40% |
| Chapter 12 | 0 | 0.00% |
| Chapter 13 | (83) | -0.52% |
| Totals: | 212 | 0.97% |

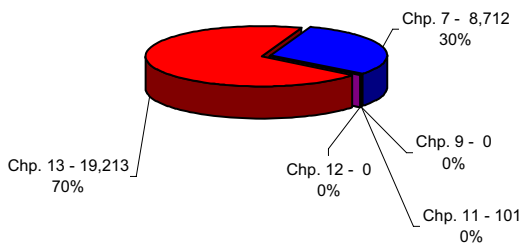
Calculation of percentages are rounded to two places. .745 would be shown as .75 or 75%, and .744 would be displayed as .74 or 74%.

**Total Filings For Western District By Year
12 Month Period Ending December 31, 2003
and 12 Prior Month Intervals**

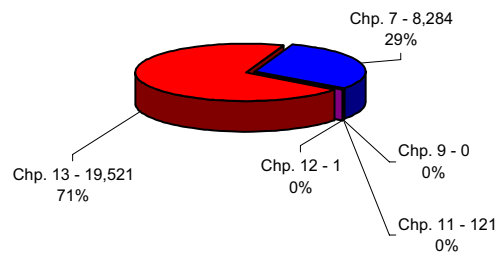


**United States Bankruptcy Court
Western District of Tennessee**

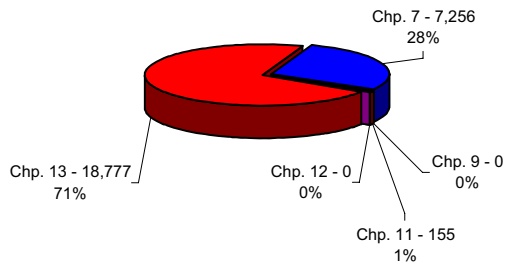
**Bankruptcy Case Filings
January 1, 2003 thru December 31, 2003**



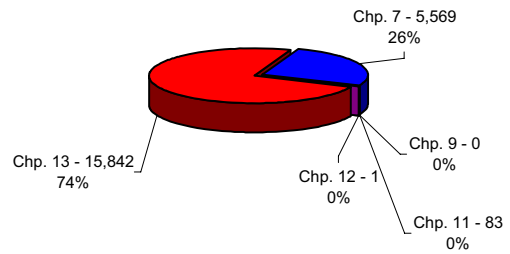
**Bankruptcy Case Filings
January 1, 2002 thru December 31, 2002**



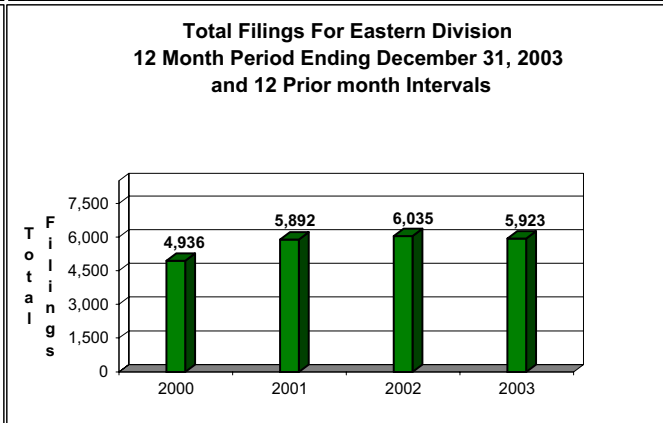
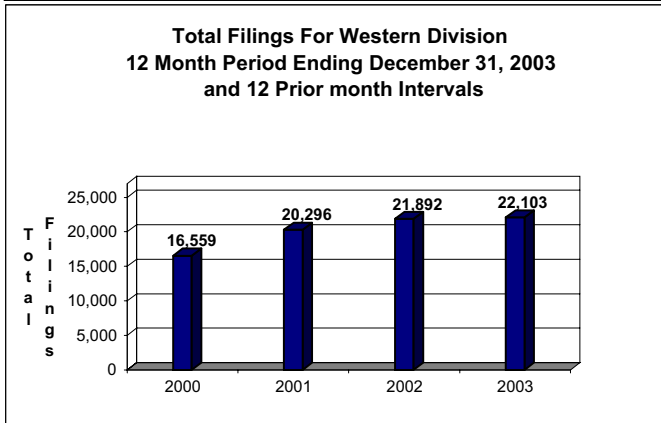
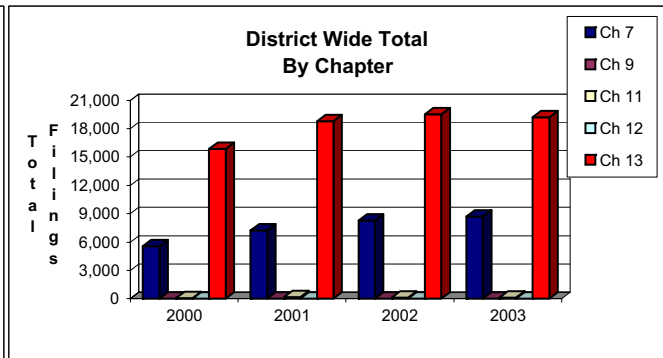
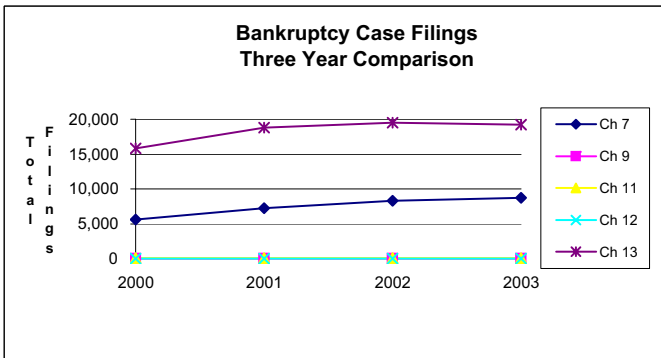
**Bankruptcy Case Filings
January 1, 2001 thru December 31, 2001**



**Bankruptcy Case Filings
January 1, 2000 thru December 31, 2000**



**United States Bankruptcy Court
Western District of Tennessee**



NOTE: Data For Each Year was Calculated Beginning December 31 of that Year And Extending Backwards Twelve Months through Jan 1

**Bankruptcy Monthly Case Filings
Western District of Tennessee**

Jan 2003 - Dec 2003

