

UNITED STATES BANKRUPTCY COURT
Western District of Tennessee
PETITIONS CLOSED FOR TWELVE MONTH PERIODS
BY DIVISIONS

Jan 1, 2003 - Dec 31, 2003			
	Memphis	Jackson	Totals
Chapter 7	6,635	2,194	8,829
Chapter 9	0	0	0
Chapter 11	37	50	87
Chapter 12	1	2	3
Chapter 13	14,152	3,262	17,414
Totals:	20,825	5,508	26,333

Jan 1, 2002 - Dec 31, 2002			
	Memphis	Jackson	Totals
Chapter 7	6,180	3,009	9,189
Chapter 9	0	0	0
Chapter 11	47	48	95
Chapter 12	0	1	1
Chapter 13	13,649	4,102	17,751
Totals:	19,876	7,160	27,036

Jan 1, 2001 - Dec 31, 2001			
	Memphis	Jackson	Totals
Chapter 7	5,892	2,263	8,155
Chapter 9	0	0	0
Chapter 11	36	38	74
Chapter 12	1	2	3
Chapter 13	12,923	3,260	16,183
Totals:	18,852	5,563	24,415

Jan 1, 2000 - Dec 31, 2000			
	Memphis	Jackson	Totals
Chapter 7	4,839	1,699	6,538
Chapter 9	0	0	0
Chapter 11	21	15	36
Chapter 12	1	1	2
Chapter 13	11,536	2,995	14,531
Totals:	16,397	4,710	21,107

2003 Over 2002			
	Memphis	Jackson	Total %
Chapter 7	455	(815)	-3.92%
Chapter 9	0	0	0.00%
Chapter 11	(10)	2	-8.42%
Chapter 12	1	1	200.00%
Chapter 13	503	(840)	-1.90%
Totals:	949	(1,652)	-2.60%

2003 Over 2002		
	Jackson	Total %
Chapter 7	(815)	-27.09%
Chapter 9	0	0.00%
Chapter 11	2	4.17%
Chapter 12	1	100.00%
Chapter 13	(840)	-20.48%
Totals:	(1,652)	-23.07%

% of Closings by Chap. By Div. Chapter % of			
	Memphis	Jackson	Total Closings
Chapter 7	75%	25%	34%
Chapter 9	0%	0%	0%
Chapter 11	43%	57%	0%
Chapter 12	33%	67%	0%
Chapter 13	81%	19%	66%
Totals:	79%	21%	100%

% of Closings by Chap. By Div. Chapter % of			
	Memphis	Jackson	Total Closings
Chapter 7	67%	33%	34%
Chapter 9	0%	0%	0%
Chapter 11	49%	51%	0%
Chapter 12	0%	100%	0%
Chapter 13	77%	23%	66%
Totals:	74%	26%	100%

% of Closings by Chap. By Div. Chapter % of			
	Memphis	Jackson	Total Closings
Chapter 7	72%	28%	33%
Chapter 9	0%	0%	0%
Chapter 11	49%	51%	0%
Chapter 12	33%	67%	0%
Chapter 13	80%	20%	66%
Totals:	77%	23%	100%

% of Closings by Chap. By Div. Chapter % of			
	Memphis	Jackson	Total Closings
Chapter 7	74%	26%	29%
Chapter 9	0%	0%	0%
Chapter 11	58%	42%	0%
Chapter 12	50%	50%	0%
Chapter 13	79%	21%	71%
Totals:	78%	22%	100%

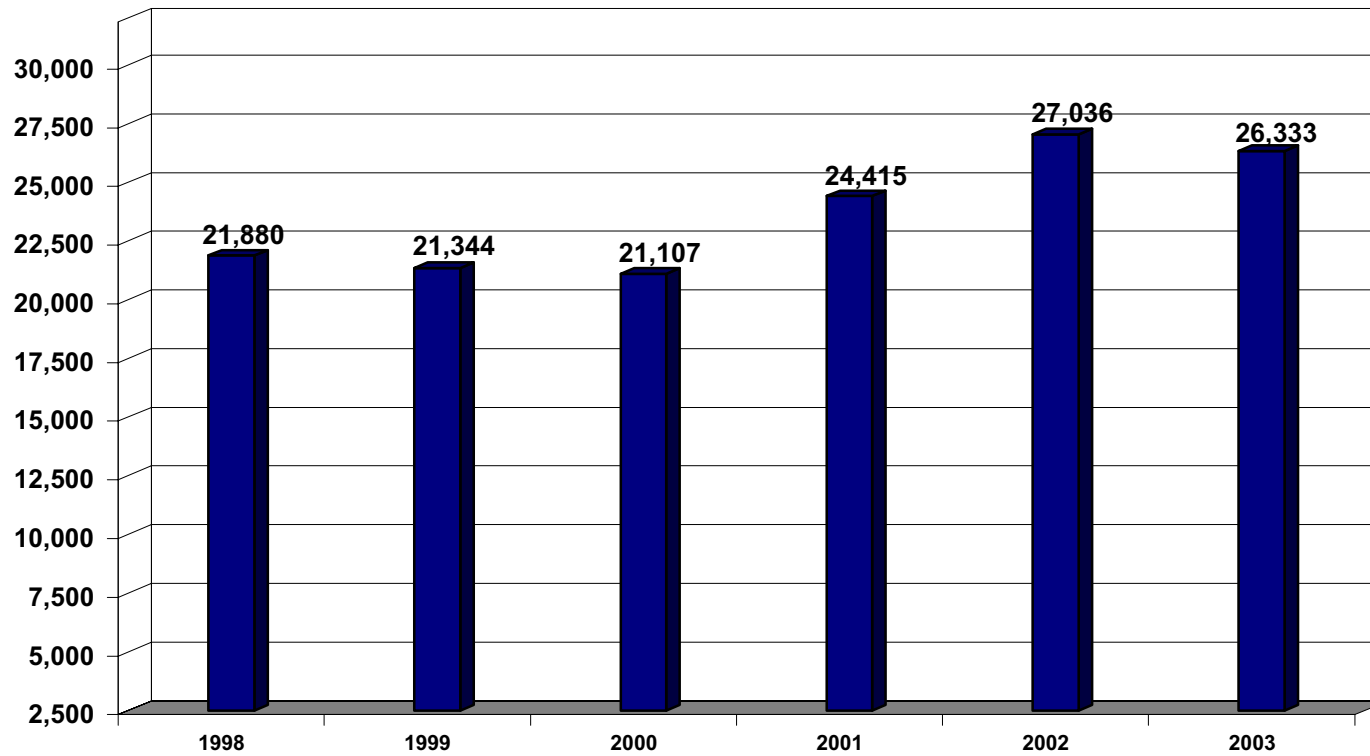
**Overall Change
2003 to 2002
(Both Divisions)**

-2.60%

2003 Over 2002		
	Memphis	Total %
Chapter 7	455	7.36%
Chapter 9	0	0.00%
Chapter 11	(10)	-20.83%
Chapter 12	1	100.00%
Chapter 13	503	3.69%
Totals:	949	4.77%

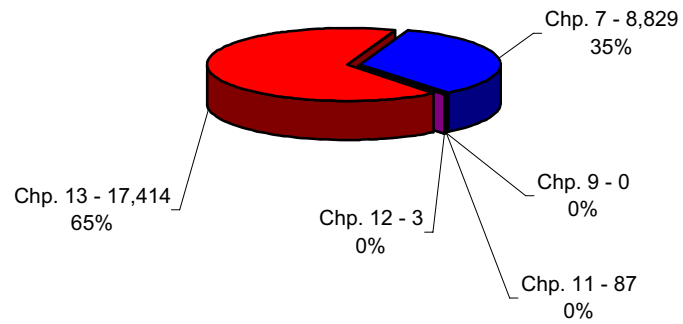
Calculation of percentages are rounded to two places. .745 would be shown as .75 or 75%, and .744 would be displayed as .74 or 74%.

**Total Closings For Western District By Year
12 Month Period Ending December 31, 2003
and 12 Prior Month Intervals**

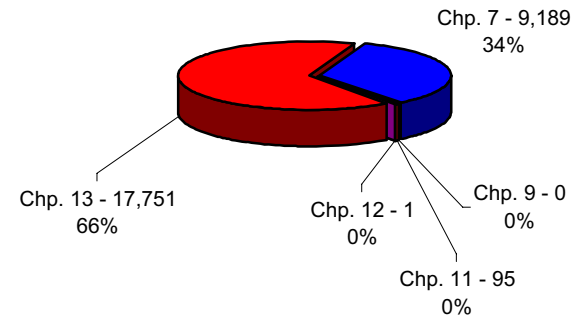


**United States Bankruptcy Court
Western District of Tennessee**

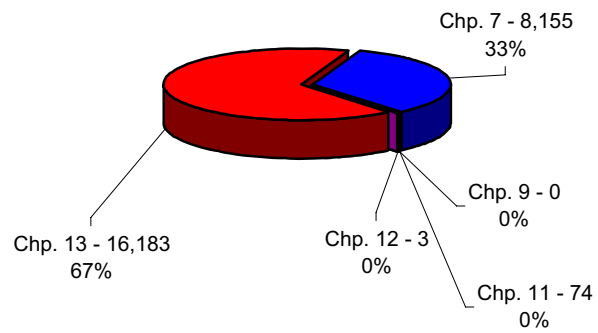
**Bankruptcy Case Closings
January 1, 2003 thru December 31, 2003**



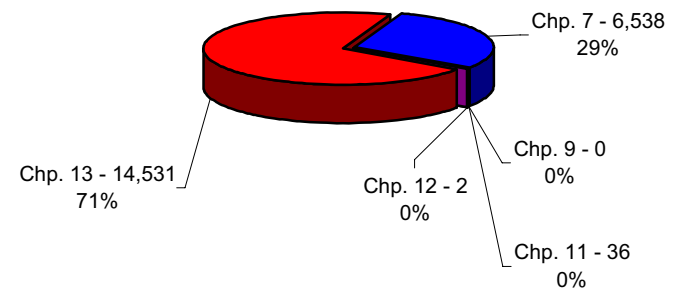
**Bankruptcy Case Closings
January 1, 2002 thru December 31, 2002**



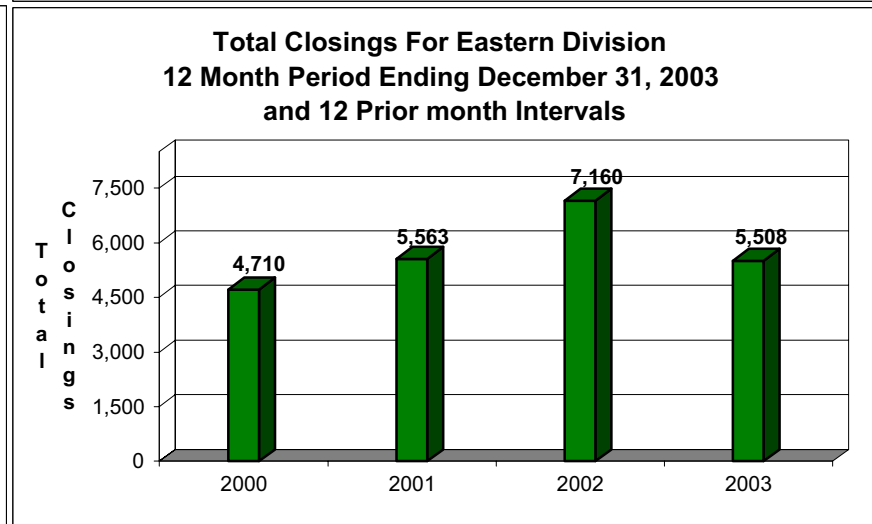
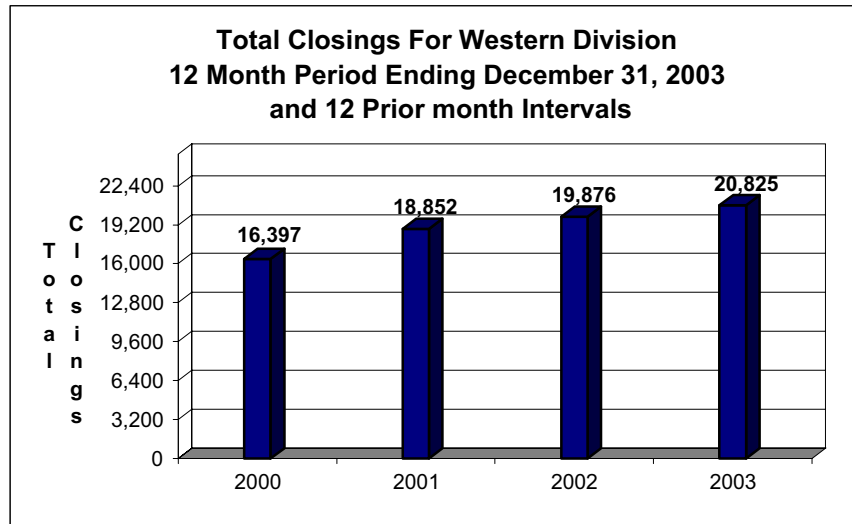
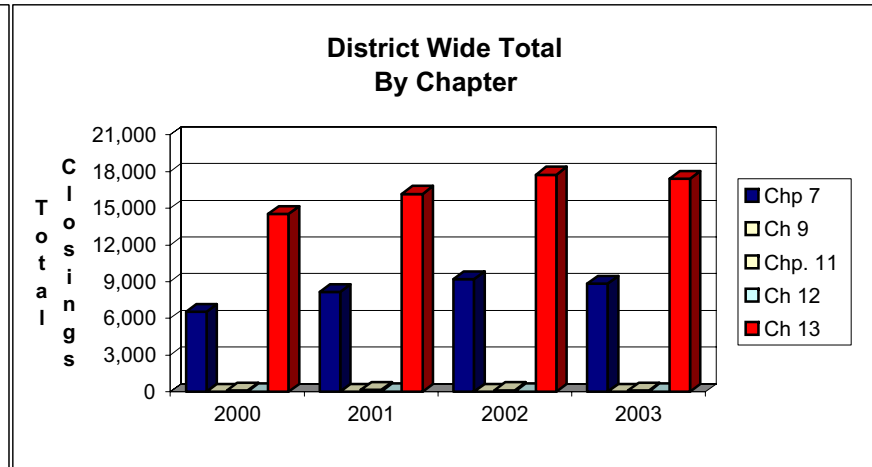
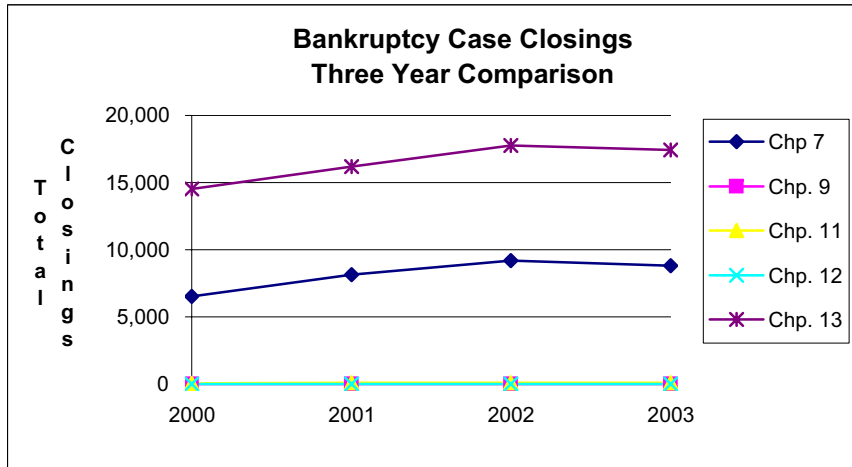
**Bankruptcy Case Closings
January 1, 2001 thru December 31, 2001**



**Bankruptcy Case Closings
January 1, 2000 thru December 31, 2000**

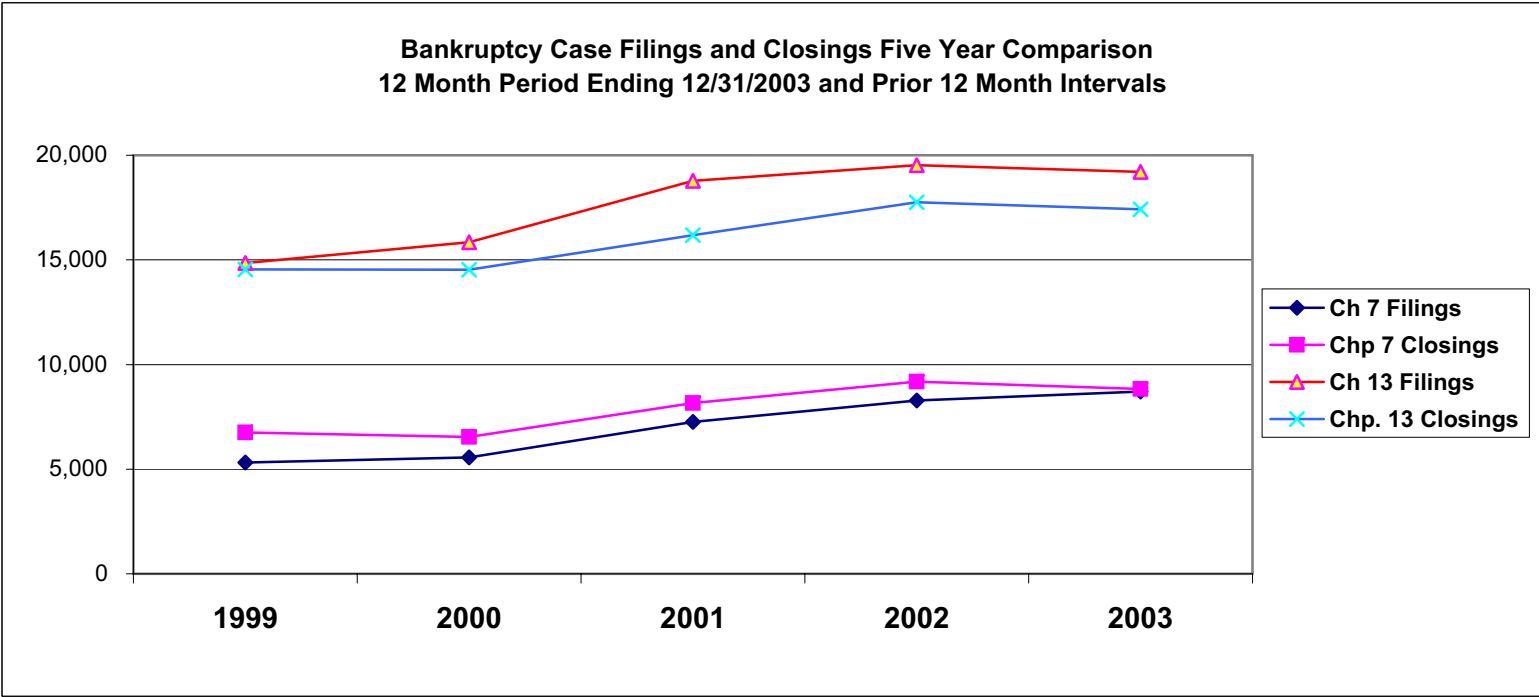


United States Bankruptcy Court Western District of Tennessee



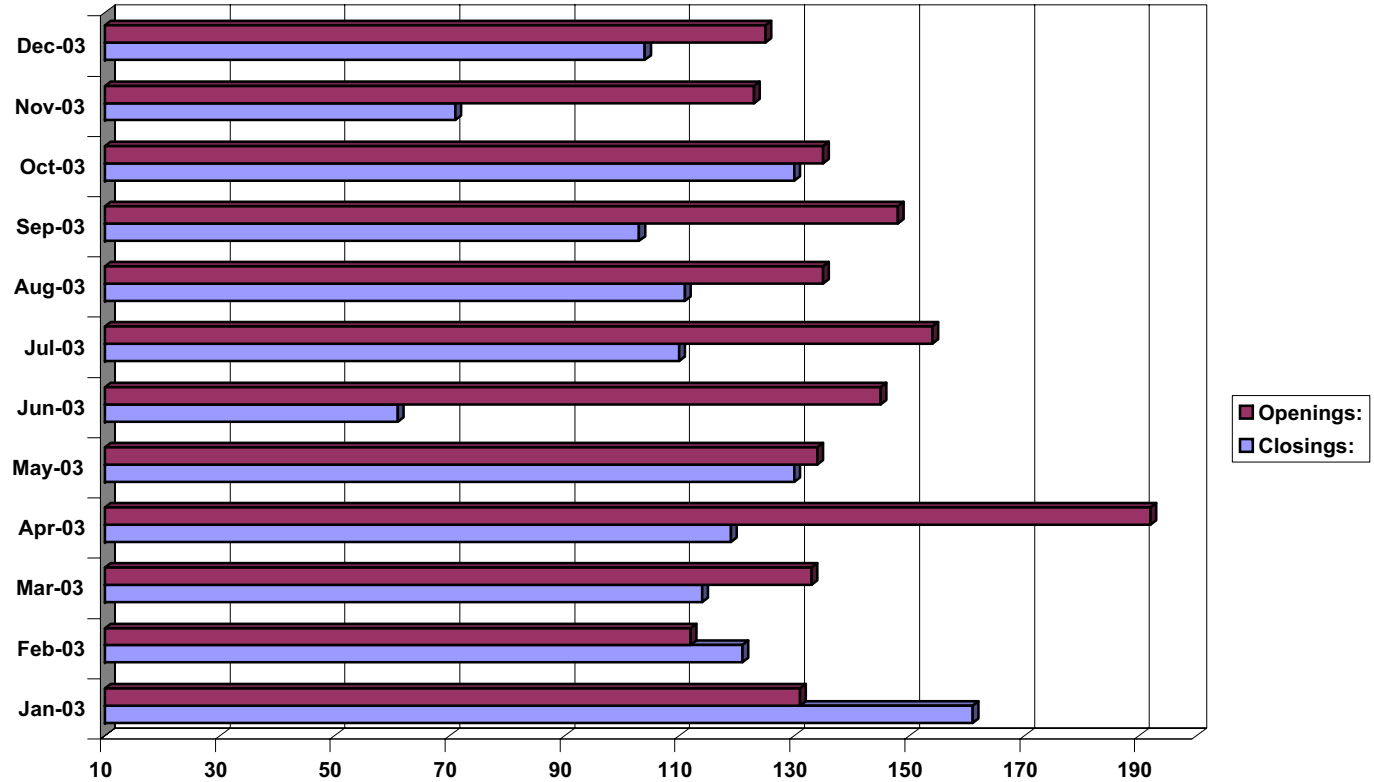
NOTE: Data For Each Year was Calculated Beginning December 31 of that Year And Extending Backwards Twelve Months through Jan 1

United States Bankruptcy Court
Western District of Tennessee



United States Bankruptcy Court
Western District of Tennessee

Adversary Openings And Closings
January 1, 2003 - December 31, 2003



	Jan-03	Feb-03	Mar-03	Apr-03	May-03	Jun-03	Jul-03	Aug-03	Sep-03	Oct-03	Nov-03	Dec-03
Openings:	131	112	133	192	134	145	154	135	148	135	123	125
Closings:	161	121	114	119	130	61	110	111	103	130	71	104