

UNITED STATES BANKRUPTCY COURT
Western District of Tennessee
PETITIONS FILED FOR TWELVE MONTH PERIODS
BY DIVISIONS

Jan 1, 2002 - Dec 31, 2002			
	Memphis	Jackson	Totals
Chapter 7	5,967	2,317	8,284
Chapter 9	0	0	0
Chapter 11	47	74	121
Chapter 12	1	0	1
Chapter 13	15,877	3,644	19,521
Totals:	21,892	6,035	27,927

Jan 1, 2001 - Dec 31, 2001			
	Memphis	Jackson	Totals
Chapter 7	5,212	2,044	7,256
Chapter 9	0	0	0
Chapter 11	84	71	155
Chapter 12	0	0	0
Chapter 13	15,000	3,777	18,777
Totals:	20,296	5,892	26,188

Jan 1, 2000 - Dec 31, 2000			
	Memphis	Jackson	Totals
Chapter 7	4,012	1,557	5,569
Chapter 9	0	0	0
Chapter 11	32	51	83
Chapter 12	0	1	1
Chapter 13	12,515	3,327	15,842
Totals:	16,559	4,936	21,495

Jan 1, 1999 - Dec 31, 1999			
	Memphis	Jackson	Totals
Chapter 7	3,941	1,381	5,322
Chapter 9	0	0	0
Chapter 11	166	25	191
Chapter 12	1	1	2
Chapter 13	12,048	2,797	14,845
Totals:	16,156	4,204	20,360

2002 Over 2001			
	Memphis	Jackson	Total %
Chapter 7	755	273	14.17%
Chapter 9	0	0	0.00%
Chapter 11	(37)	3	-21.79%
Chapter 12	1	0	100.00%
Chapter 13	877	(133)	3.96%
Totals:	1,596	143	6.64%

2002 Over 2001		
	Jackson	Total %
Chapter 7	273	13.36%
Chapter 9	0	0.00%
Chapter 11	3	4.23%
Chapter 12	0	0.00%
Chapter 13	(133)	-3.52%
Totals:	143	2.43%

% of Filings by Chap. By Div. Chapter % of			
	Memphis	Jackson	Total Filings
Chapter 7	72%	28%	29%
Chapter 9	0%	0%	0%
Chapter 11	39%	61%	0%
Chapter 12	0%	0%	0%
Chapter 13	81%	19%	71%
Totals:	78%	22%	100%

% of Filings by Chap. By Div. Chapter % of			
	Memphis	Jackson	Total Filings
Chapter 7	72%	28%	28%
Chapter 9	0%	0%	0%
Chapter 11	54%	46%	1%
Chapter 12	0%	0%	0%
Chapter 13	80%	20%	71%
Totals:	78%	22%	100%

% of Filings by Chap. By Div. Chapter % of			
	Memphis	Jackson	Total Filings
Chapter 7	72%	28%	26%
Chapter 9	0%	0%	0%
Chapter 11	39%	61%	0%
Chapter 12	0%	100%	0%
Chapter 13	79%	21%	74%
Totals:	77%	23%	100%

% of Filings by Chap. By Div. Chapter % of			
	Memphis	Jackson	Total Filings
Chapter 7	74%	26%	26%
Chapter 9	0%	0%	0%
Chapter 11	87%	13%	1%
Chapter 12	50%	50%	0%
Chapter 13	81%	19%	73%
Totals:	79%	21%	100%

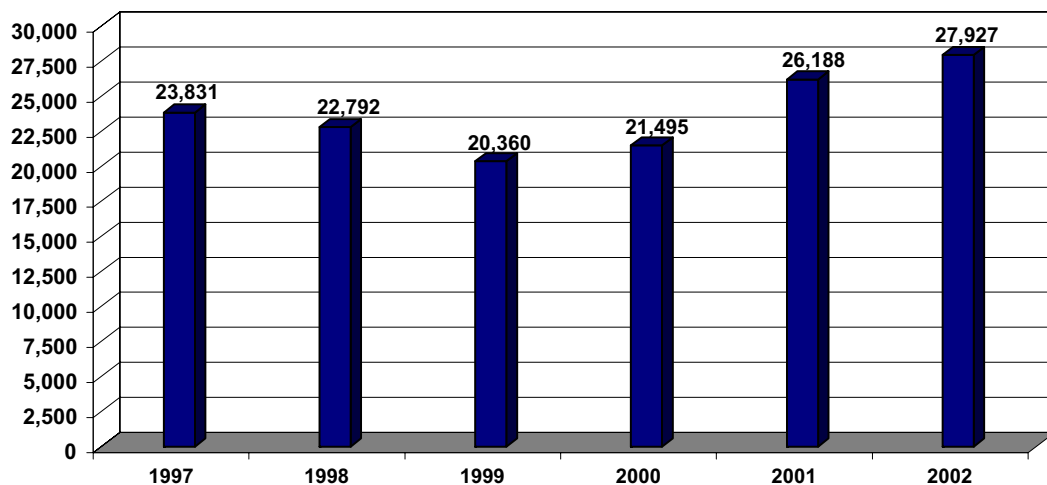
Overall Change
2002 to 2001
(Both Divisions)

6.64%

2002 Over 2001		
	Memphis	Total %
Chapter 7	755	14.49%
Chapter 9	0	0.00%
Chapter 11	(37)	-44.05%
Chapter 12	1	100.00%
Chapter 13	877	5.85%
Totals:	1,596	7.86%

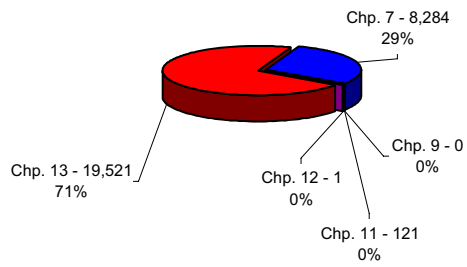
Calculation of percentages are rounded to two places. .745 would be shown as .75 or 75%, and .744 would be displayed as .74 or 74%.

**Total Filings For Western District By Year
12 Month Period Ending December 31, 2002
and 12 Prior Month Intervals**

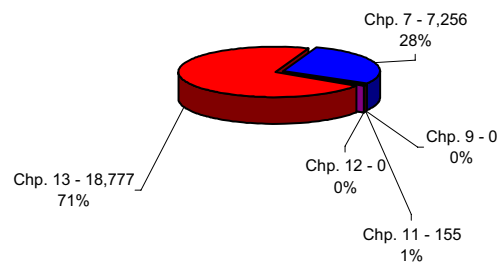


**United States Bankruptcy Court
Western District of Tennessee**

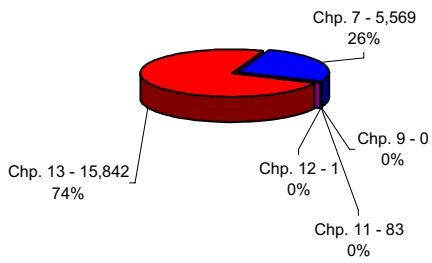
**Bankruptcy Case Filings
January 1, 2002 thru December 31, 2002**



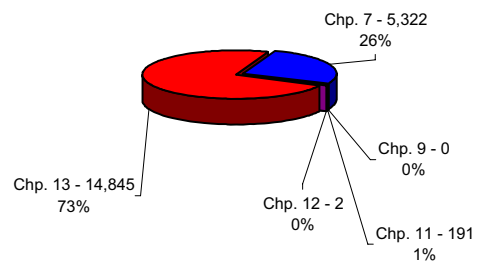
**Bankruptcy Case Filings
January 1, 2001 thru December 31, 2001**



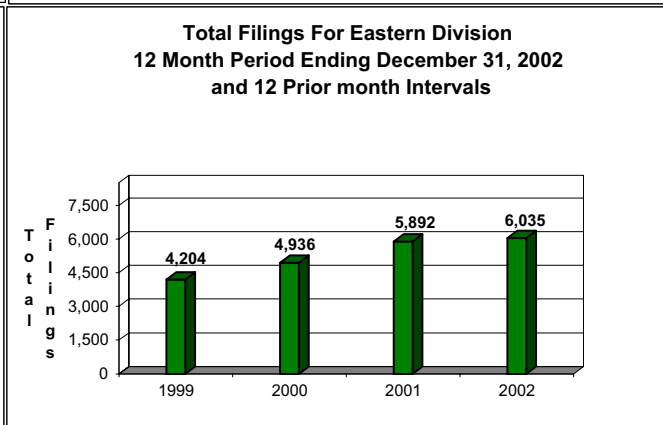
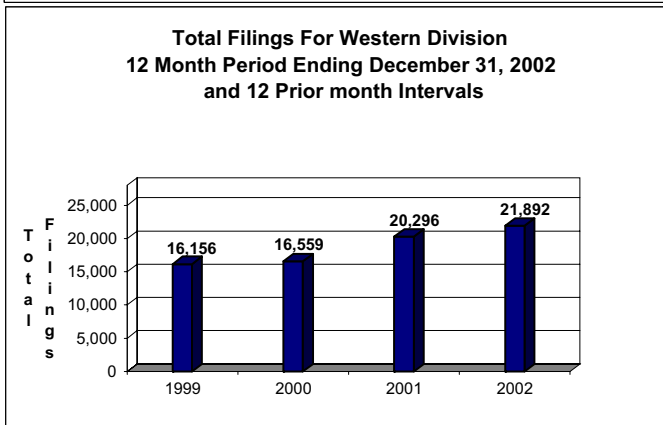
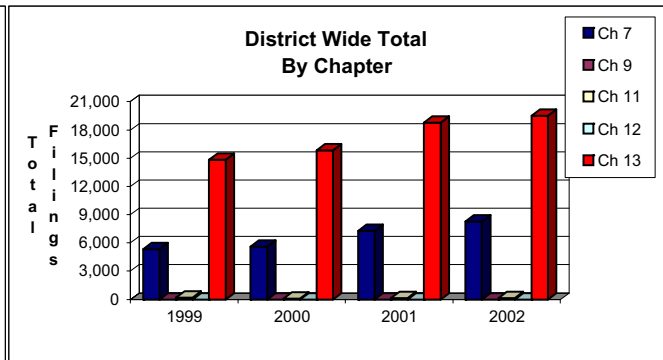
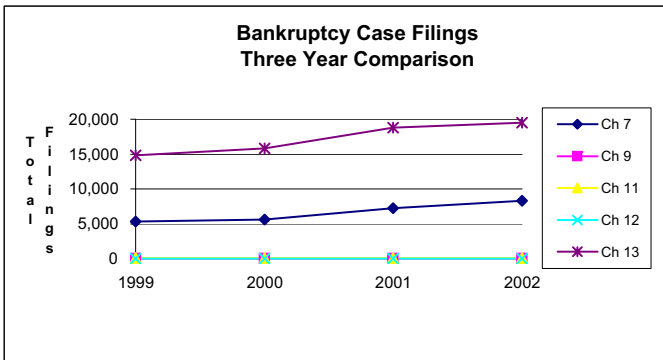
**Bankruptcy Case Filings
January 1, 2000 thru December 31, 2000**



**Bankruptcy Case Filings
January 1, 1999 thru December 31, 1999**



**United States Bankruptcy Court
Western District of Tennessee**



NOTE: Data For Each Year was Calculated Beginning Dec 31 of that Year And Extending Backwards Twelve Months through Jan 01

UNITED STATES BANKRUPTCY COURT
Western District of Tennessee
PETITIONS CLOSED FOR TWELVE MONTH PERIODS
BY DIVISIONS

Jan 1, 2002 - Dec 31, 2002			
	Memphis	Jackson	Totals
Chapter 7	6,180	3,009	9,189
Chapter 9	0	0	0
Chapter 11	47	48	95
Chapter 12	0	1	1
Chapter 13	13,649	4,102	17,751
Totals:	19,876	7,160	27,036

Jan 1, 2001 - Dec 31, 2001			
	Memphis	Jackson	Totals
Chapter 7	5,892	2,263	8,155
Chapter 9	0	0	0
Chapter 11	36	38	74
Chapter 12	1	2	3
Chapter 13	12,923	3,260	16,183
Totals:	18,852	5,563	24,415

Jan 1, 2000 - Dec 31, 2000			
	Memphis	Jackson	Totals
Chapter 7	4,839	1,699	6,538
Chapter 9	0	0	0
Chapter 11	21	15	36
Chapter 12	1	1	2
Chapter 13	11,536	2,995	14,531
Totals:	16,397	4,710	21,107

Jan 1, 1999 - Dec 31, 1999			
	Memphis	Jackson	Totals
Chapter 7	4,999	1,755	6,754
Chapter 9	0	1	1
Chapter 11	23	25	48
Chapter 12	0	3	3
Chapter 13	11,757	2,781	14,538
Totals:	16,779	4,565	21,344

2002 Over 2001			
	Memphis	Jackson	Total %
Chapter 7	288	746	12.68%
Chapter 9	0	0	0.00%
Chapter 11	11	10	28.38%
Chapter 12	(1)	(1)	-66.67%
Chapter 13	726	842	9.69%
Totals:	1,024	1,597	10.73%

2002 Over 2001		
	Jackson	Total %
Chapter 7	746	32.97%
Chapter 9	0	0.00%
Chapter 11	10	26.32%
Chapter 12	(1)	-50.00%
Chapter 13	842	25.83%
Totals:	1,597	28.70%

% of Closings by Chap. By Div. Chapter % of			
	Memphis	Jackson	Total Closings
Chapter 7	67%	33%	34%
Chapter 9	0%	0%	0%
Chapter 11	49%	51%	0%
Chapter 12	0%	100%	0%
Chapter 13	77%	23%	66%
Totals:	74%	26%	100%

% of Closings by Chap. By Div. Chapter % of			
	Memphis	Jackson	Total Closings
Chapter 7	72%	28%	33%
Chapter 9	0%	0%	0%
Chapter 11	49%	51%	0%
Chapter 12	33%	67%	0%
Chapter 13	80%	20%	67%
Totals:	77%	23%	100%

% of Closings by Chap. By Div. Chapter % of			
	Memphis	Jackson	Total Closings
Chapter 7	74%	26%	31%
Chapter 9	0%	0%	0%
Chapter 11	58%	42%	0%
Chapter 12	50%	50%	0%
Chapter 13	79%	21%	69%
Totals:	78%	22%	100%

% of Closings by Chap. By Div. Chapter % of			
	Memphis	Jackson	Total %
Chapter 7	74%	26%	32%
Chapter 9	0%	100%	0%
Chapter 11	48%	52%	0%
Chapter 12	0%	100%	0%
Chapter 13	81%	19%	68%
Totals:	79%	21%	100%

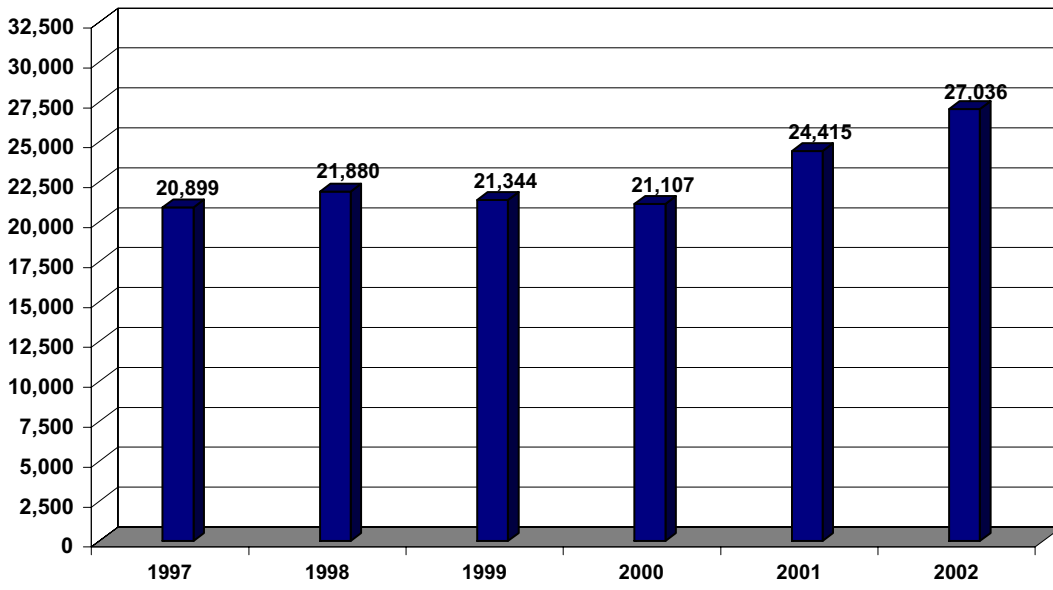
**Overall Change
2002 to 2001
(Both Divisions)**

10.73%

2002 Over 2001		
	Memphis	Total %
Chapter 7	288	4.89%
Chapter 9	0	0.00%
Chapter 11	11	29.73%
Chapter 12	(1)	-50.00%
Chapter 13	726	5.62%
Totals:	1,024	5.43%

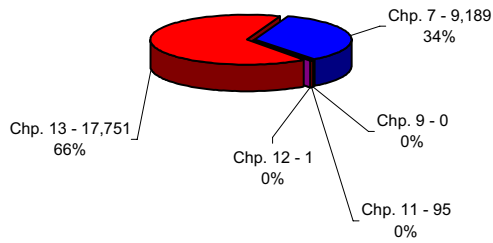
Calculation of percentages are rounded to two places. .745 would be shown as .75 or 75%, and .744 would be displayed as .74 or 74%.

**Total Closings For Western District By Year
12 Month Period Ending December 31, 2002
and 12 Prior Month Intervals**

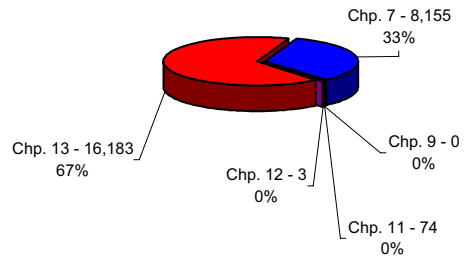


**United States Bankruptcy Court
Western District of Tennessee**

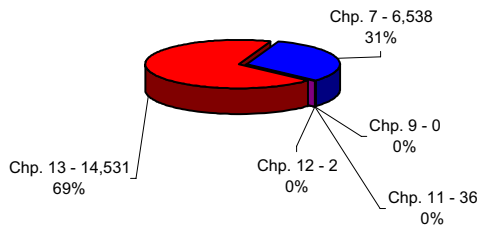
**Bankruptcy Case Closings
January 1, 2002 thru December 31, 2002**



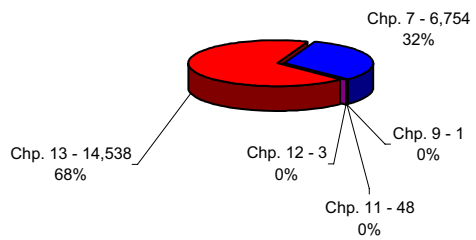
**Bankruptcy Case Closings
January 1, 2001 thru December 31, 2001**



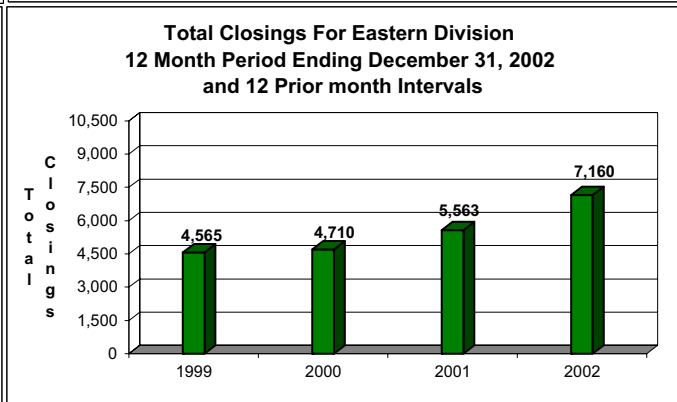
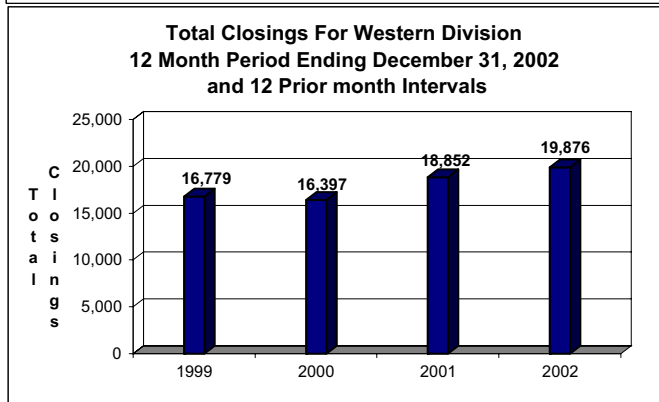
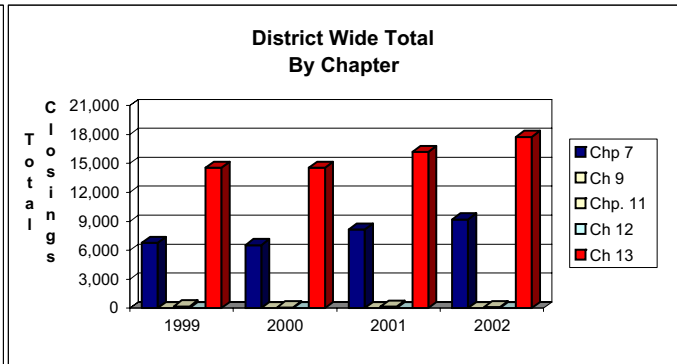
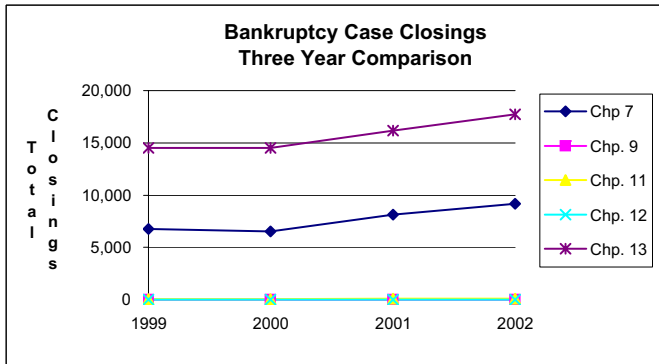
**Bankruptcy Case Closings
January 1, 2000 thru December 31, 2000**



**Bankruptcy Case Closings
January 1, 1999 thru December 31, 1999**

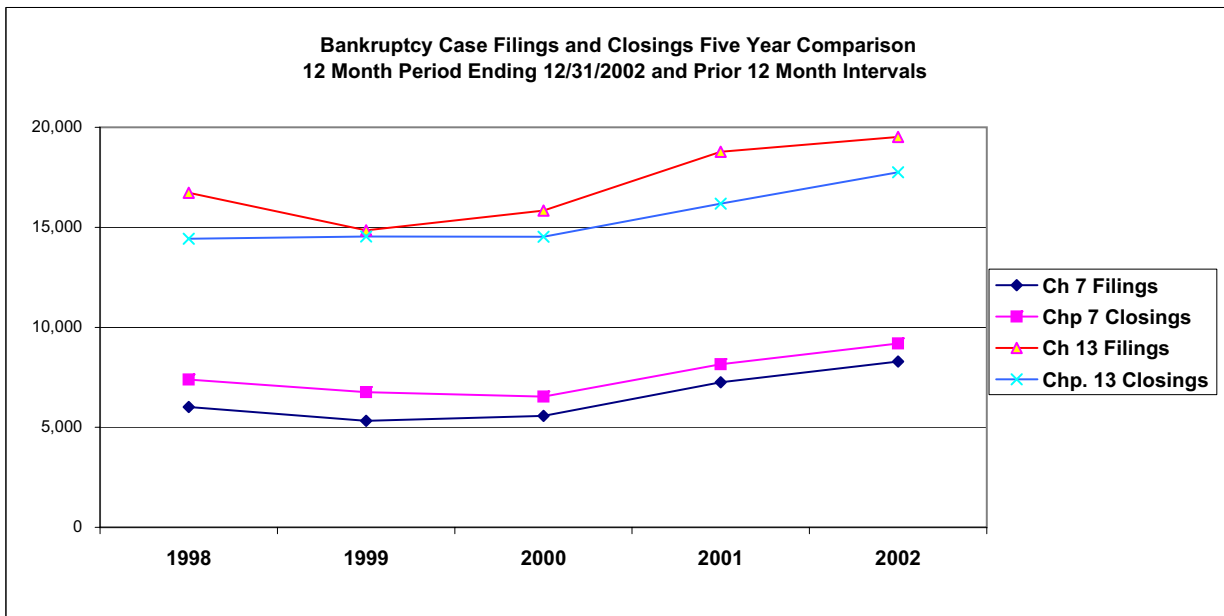


**United States Bankruptcy Court
Western District of Tennessee**



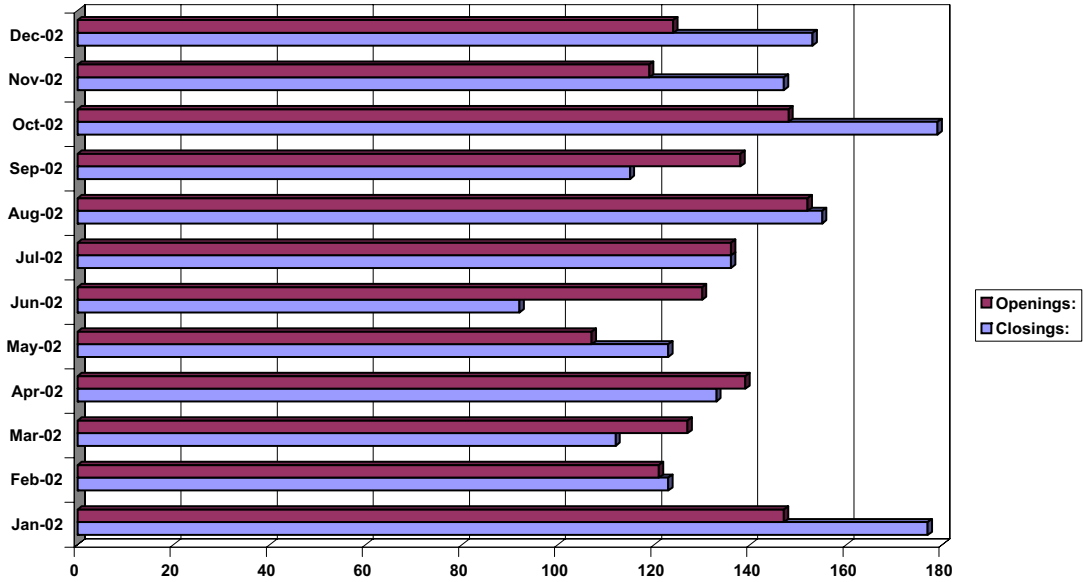
NOTE: Data For Each Year was Calculated Beginning Dec 31 of that Year And Extending Backwards Twelve Months through Jan 01

United States Bankruptcy Court
Western District of Tennessee



**United States Bankruptcy Court
Western District of Tennessee**

**Adversary Openings And Closings
January 1, 2002 - December 31, 2002**



	Jan-02	Feb-02	Mar-02	Apr-02	May-02	Jun-02	Jul-02	Aug-02	Sep-02	Oct-02	Nov-02	Dec-02
■ Openings:	147	121	127	139	107	130	136	152	138	148	119	124
■ Closings:	177	123	112	133	123	92	136	155	115	179	147	153