

UNITED STATES BANKRUPTCY COURT
Western District of Tennessee
PETITIONS FILED FOR TWELVE MONTH PERIODS
BY DIVISIONS

Jan 1, 2002 - Dec 31, 2002			
	Memphis	Jackson	Totals
Chapter 7	5,967	2,317	8,284
Chapter 9	0	0	0
Chapter 11	47	74	121
Chapter 12	1	0	1
Chapter 13	15,877	3,644	19,521
Totals:	21,892	6,035	27,927

Jan 1, 2001 - Dec 31, 2001			
	Memphis	Jackson	Totals
Chapter 7	5,212	2,044	7,256
Chapter 9	0	0	0
Chapter 11	84	71	155
Chapter 12	0	0	0
Chapter 13	15,000	3,777	18,777
Totals:	20,296	5,892	26,188

Jan 1, 2000 - Dec 31, 2000			
	Memphis	Jackson	Totals
Chapter 7	4,012	1,557	5,569
Chapter 9	0	0	0
Chapter 11	32	51	83
Chapter 12	0	1	1
Chapter 13	12,515	3,327	15,842
Totals:	16,559	4,936	21,495

Jan 1, 1999 - Dec 31, 1999			
	Memphis	Jackson	Totals
Chapter 7	3,941	1,381	5,322
Chapter 9	0	0	0
Chapter 11	166	25	191
Chapter 12	1	1	2
Chapter 13	12,048	2,797	14,845
Totals:	16,156	4,204	20,360

2002 Over 2001			
	Memphis	Jackson	Total %
Chapter 7	755	273	14.17%
Chapter 9	0	0	0.00%
Chapter 11	(37)	3	-21.79%
Chapter 12	1	0	100.00%
Chapter 13	877	(133)	3.96%
Totals:	1,596	143	6.64%

2002 Over 2001		
	Jackson	Total %
Chapter 7	273	13.36%
Chapter 9	0	0.00%
Chapter 11	3	4.23%
Chapter 12	0	0.00%
Chapter 13	(133)	-3.52%
Totals:	143	2.43%

% of Filings by Chap. By Div. Chapter % of			
	Memphis	Jackson	Total Filings
Chapter 7	72%	28%	29%
Chapter 9	0%	0%	0%
Chapter 11	39%	61%	0%
Chapter 12	0%	0%	0%
Chapter 13	81%	19%	71%
Totals:	78%	22%	100%

% of Filings by Chap. By Div. Chapter % of			
	Memphis	Jackson	Total Filings
Chapter 7	72%	28%	28%
Chapter 9	0%	0%	0%
Chapter 11	54%	46%	1%
Chapter 12	0%	0%	0%
Chapter 13	80%	20%	71%
Totals:	78%	22%	100%

% of Filings by Chap. By Div. Chapter % of			
	Memphis	Jackson	Total Filings
Chapter 7	72%	28%	26%
Chapter 9	0%	0%	0%
Chapter 11	39%	61%	0%
Chapter 12	0%	100%	0%
Chapter 13	79%	21%	74%
Totals:	77%	23%	100%

% of Filings by Chap. By Div. Chapter % of			
	Memphis	Jackson	Total Filings
Chapter 7	74%	26%	26%
Chapter 9	0%	0%	0%
Chapter 11	87%	13%	1%
Chapter 12	50%	50%	0%
Chapter 13	81%	19%	73%
Totals:	79%	21%	100%

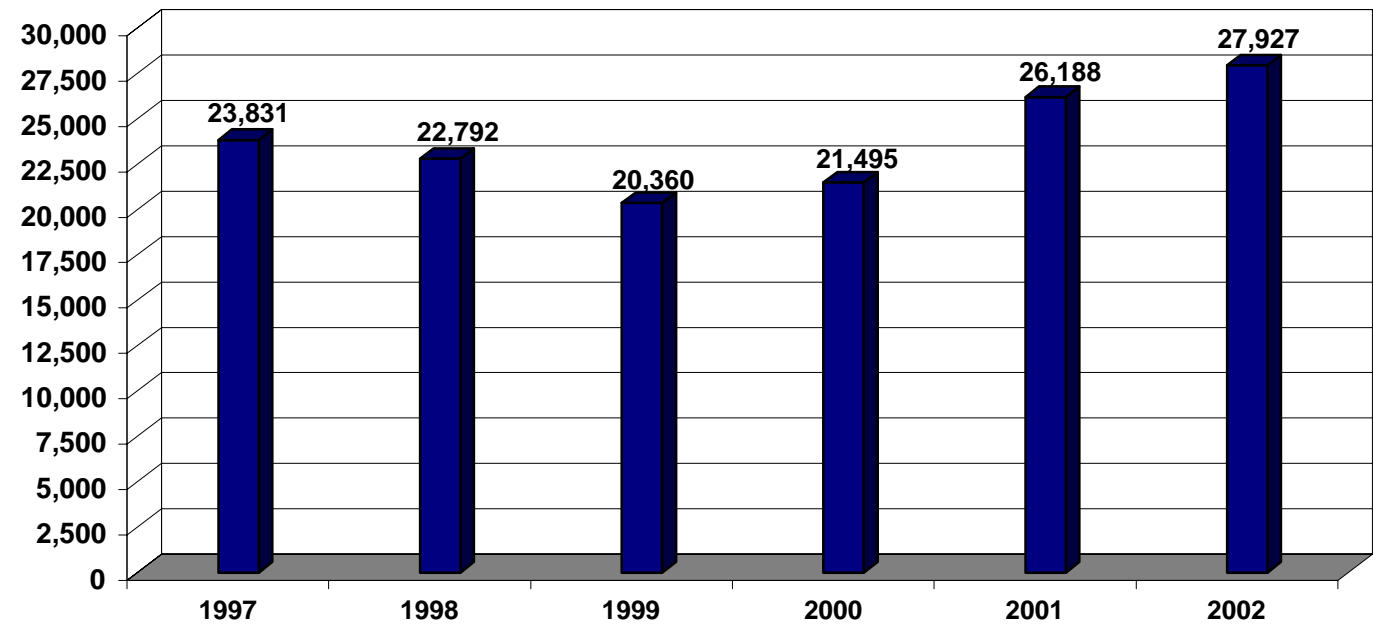
Overall Change
2002 to 2001
(Both Divisions)

6.64%

2002 Over 2001		
	Memphis	Total %
Chapter 7	755	14.49%
Chapter 9	0	0.00%
Chapter 11	(37)	-44.05%
Chapter 12	1	100.00%
Chapter 13	877	5.85%
Totals:	1,596	7.86%

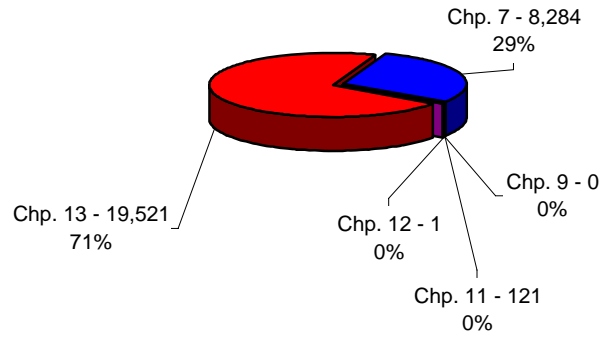
Calculation of percentages are rounded to two places. .745 would be shown as .75 or 75%, and .744 would be displayed as .74 or 74%.

**Total Filings For Western District By Year
12 Month Period Ending December 31, 2002
and 12 Prior Month Intervals**

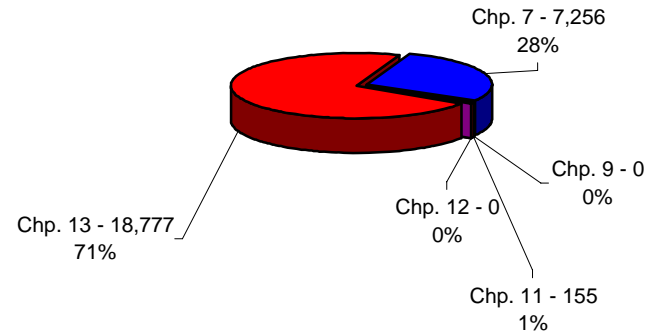


**United States Bankruptcy Court
Western District of Tennessee**

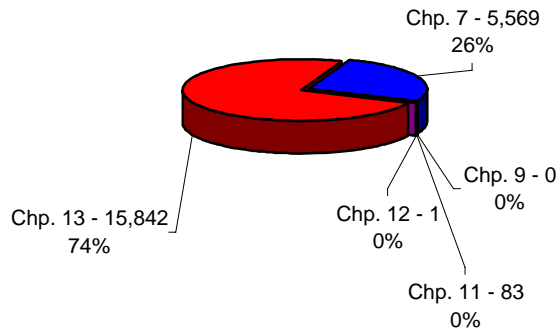
**Bankruptcy Case Filings
January 1, 2002 thru December 31, 2002**



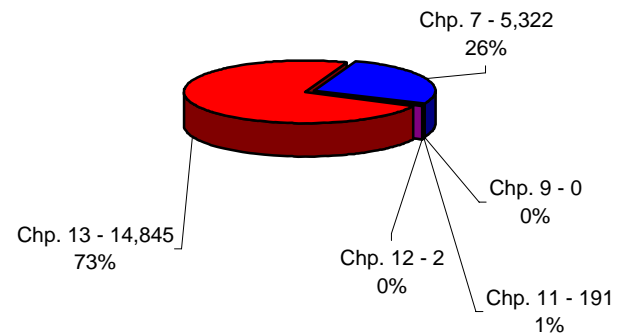
**Bankruptcy Case Filings
January 1, 2001 thru December 31, 2001**



**Bankruptcy Case Filings
January 1, 2000 thru December 31, 2000**

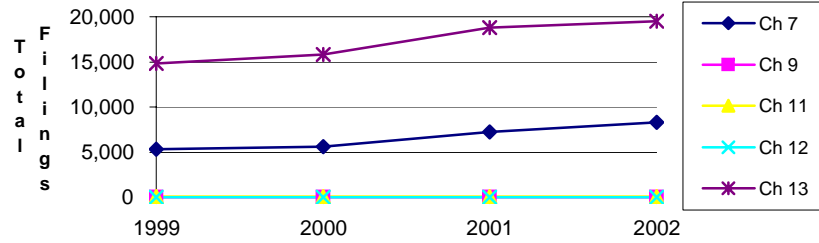


**Bankruptcy Case Filings
January 1, 1999 thru December 31, 1999**

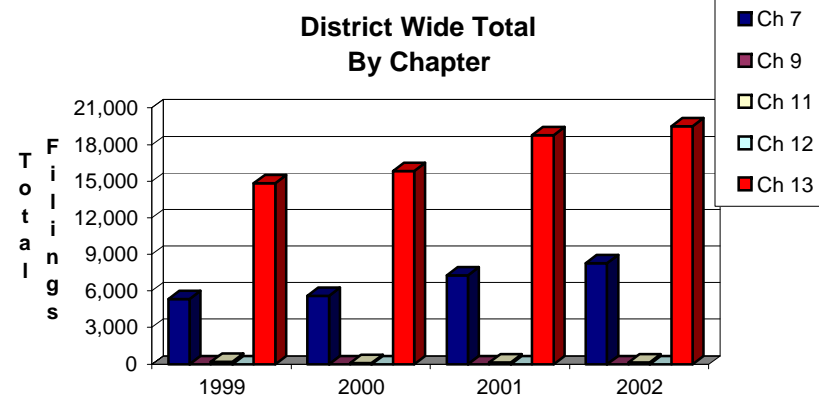


United States Bankruptcy Court Western District of Tennessee

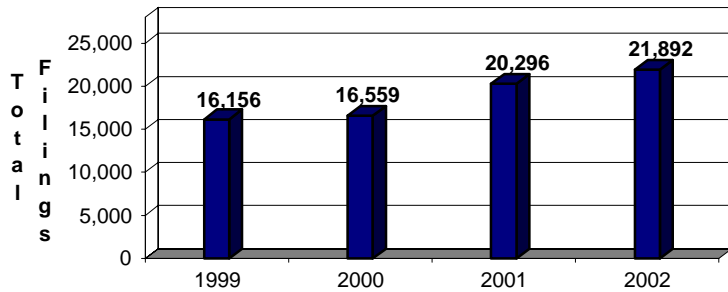
Bankruptcy Case Filings Three Year Comparison



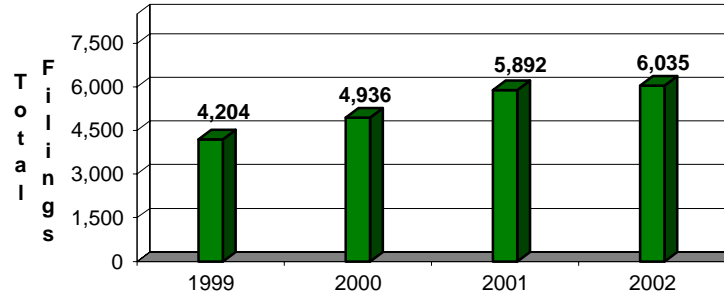
District Wide Total By Chapter



Total Filings For Western Division 12 Month Period Ending December 31, 2002 and 12 Prior month Intervals



Total Filings For Eastern Division 12 Month Period Ending December 31, 2002 and 12 Prior month Intervals



NOTE: Data For Each Year was Calculated Beginning Dec 31 of that Year And Extending Backwards Twelve Months through Jan 01