

**UNITED STATES BANKRUPTCY COURT**  
**Western District of Tennessee**  
**PETITIONS FILED FOR TWELVE MONTH PERIODS**  
**BY DIVISIONS**

| <b>Jan 1, 2018 - Dec 31, 2018</b> |                |                |               |
|-----------------------------------|----------------|----------------|---------------|
|                                   | <b>Memphis</b> | <b>Jackson</b> | <b>Totals</b> |
| Chapter 7                         | 2,460          | 825            | 3,285         |
| Chapter 11                        | 14             | 2              | 16            |
| Chapter 12                        | 0              | 2              | 2             |
| Chapter 13                        | 8,207          | 1,907          | 10,114        |
| <b>Totals:</b>                    | <b>10,681</b>  | <b>2,736</b>   | <b>13,417</b> |

| <b>Jan 1, 2017 - Dec 31, 2017</b> |                |                |               |
|-----------------------------------|----------------|----------------|---------------|
|                                   | <b>Memphis</b> | <b>Jackson</b> | <b>Totals</b> |
| Chapter 7                         | 2,650          | 930            | 3,580         |
| Chapter 11                        | 23             | 5              | 28            |
| Chapter 12                        | 1              | 2              | 3             |
| Chapter 13                        | 8,653          | 1,898          | 10,551        |
| <b>Totals:</b>                    | <b>11,327</b>  | <b>2,835</b>   | <b>14,162</b> |

| <b>Jan 1, 2016 - Dec 31, 2016</b> |                |                |               |
|-----------------------------------|----------------|----------------|---------------|
|                                   | <b>Memphis</b> | <b>Jackson</b> | <b>Totals</b> |
| Chapter 7                         | 2,765          | 846            | 3,611         |
| Chapter 11                        | 23             | 13             | 36            |
| Chapter 12                        | 0              | 0              | 0             |
| Chapter 13                        | 9,073          | 1,850          | 10,923        |
| <b>Totals:</b>                    | <b>11,861</b>  | <b>2,709</b>   | <b>14,570</b> |

| <b>Jan 1, 2015 - Dec 31, 2015</b> |                |                |               |
|-----------------------------------|----------------|----------------|---------------|
|                                   | <b>Memphis</b> | <b>Jackson</b> | <b>Totals</b> |
| Chapter 7                         | 2,971          | 1,015          | 3,986         |
| Chapter 11                        | 15             | 3              | 18            |
| Chapter 12                        | 0              | 0              | 0             |
| Chapter 13                        | 9,335          | 2,030          | 11,365        |
| <b>Totals:</b>                    | <b>12,321</b>  | <b>3,048</b>   | <b>15,369</b> |

| <b>2018 Over 2017</b> |                |                |                |
|-----------------------|----------------|----------------|----------------|
|                       | <b>Memphis</b> | <b>Jackson</b> | <b>Total %</b> |
| Chapter 7             | (190)          | (105)          | -8.24%         |
| Chapter 11            | (9)            | (3)            | -42.86%        |
| Chapter 12            | (1)            | 0              | -33.33%        |
| Chapter 13            | (446)          | 9              | -4.14%         |
| <b>Totals:</b>        | <b>(646)</b>   | <b>(99)</b>    | <b>-5.26%</b>  |

| <b>2018 Over 2017</b> |                |                |
|-----------------------|----------------|----------------|
|                       | <b>Jackson</b> | <b>Total %</b> |
| Chapter 7             | (105)          | -11.29%        |
| Chapter 11            | (3)            | -60.00%        |
| Chapter 12            | 0              | 0.00%          |
| Chapter 13            | 9              | 0.47%          |
| <b>Totals:</b>        | <b>(99)</b>    | <b>-3.49%</b>  |

| <b>% of Filings by Chap. By Div. Chapter % of</b> |                |                |                      |
|---|----------------|----------------|----------------------|
|   | <b>Memphis</b> | <b>Jackson</b> | <b>Total Filings</b> |
| Chapter 7   | 75%            | 25%            | 24%                  |
| Chapter 11  | 87%            | 12%            | 0%                   |
| Chapter 12  | 0%             | 100%           | 0%                   |
| Chapter 13  | 81%            | 19%            | 75%                  |
| <b>Totals:</b>                                    | <b>80%</b>     | <b>20%</b>     | <b>100%</b>          |

| <b>% of Filings by Chap. By Div. Chapter % of</b> |                |                |                      |
|---|----------------|----------------|----------------------|
|   | <b>Memphis</b> | <b>Jackson</b> | <b>Total Filings</b> |
| Chapter 7   | 74%            | 26%            | 25%                  |
| Chapter 11  | 82%            | 18%            | 0%                   |
| Chapter 12  | 33%            | 67%            | 0%                   |
| Chapter 13  | 82%            | 18%            | 75%                  |
| <b>Totals:</b>                                    | <b>80%</b>     | <b>20%</b>     | <b>100%</b>          |

| <b>% of Filings by Chap. By Div. Chapter % of</b> |                |                |                      |
|---|----------------|----------------|----------------------|
|   | <b>Memphis</b> | <b>Jackson</b> | <b>Total Filings</b> |
| Chapter 7   | 77%            | 23%            | 25%                  |
| Chapter 11  | 64%            | 36%            | 0%                   |
| Chapter 12  | 0%             | 0%             | 0%                   |
| Chapter 13  | 83%            | 17%            | 75%                  |
| <b>Totals:</b>                                    | <b>81%</b>     | <b>19%</b>     | <b>100%</b>          |

| <b>% of Filings by Chap. By Div. Chapter % of</b> |                |                |                      |
|---|----------------|----------------|----------------------|
|   | <b>Memphis</b> | <b>Jackson</b> | <b>Total Filings</b> |
| Chapter 7   | 75%            | 25%            | 26%                  |
| Chapter 11  | 83%            | 17%            | 0%                   |
| Chapter 12  | 0%             | 0%             | 0%                   |
| Chapter 13  | 82%            | 18%            | 74%                  |
| <b>Totals:</b>                                    | <b>80%</b>     | <b>20%</b>     | <b>100%</b>          |

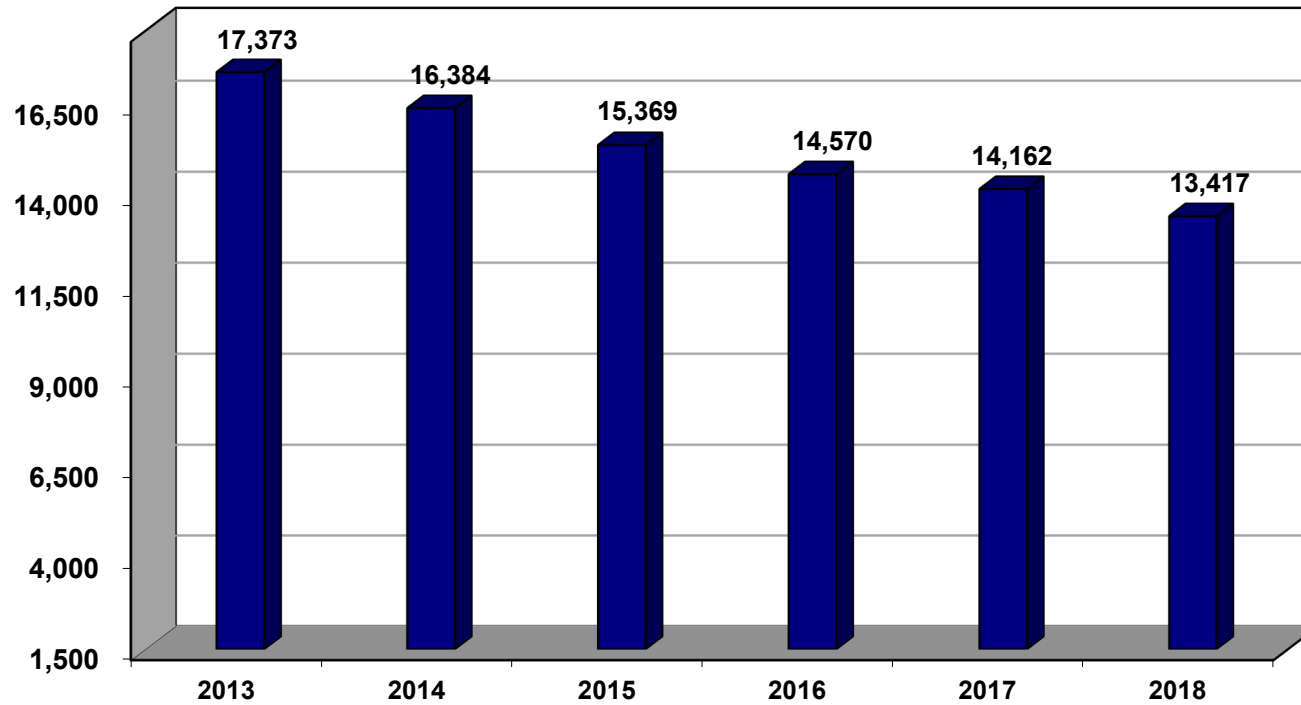
**Overall Change**  
**2018 Over 2017**  
**(Both Divisions)**

**-5.26%**

| <b>2018 Over 2017</b> |                |                |
|-----------------------|----------------|----------------|
|                       | <b>Memphis</b> | <b>Total %</b> |
| Chapter 7             | (190)          | -7.17%         |
| Chapter 11            | (9)            | -39.13%        |
| Chapter 12            | (1)            | -100.00%       |
| Chapter 13            | (446)          | -5.15%         |
| <b>Totals:</b>        | <b>(646)</b>   | <b>-5.70%</b>  |

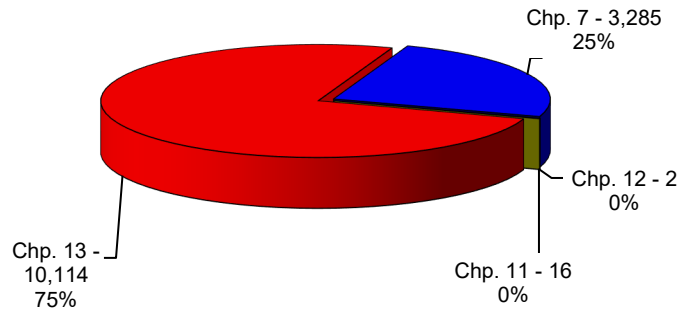
*Calculation of percentages are rounded to two places. .745 would be shown as .75 or 75%, and .744 would be displayed as .74 or 74%.*

**Total Filings For Western District By Year  
12 Month Period Ending Dec 31, 2018  
and Prior 12 Month Intervals**

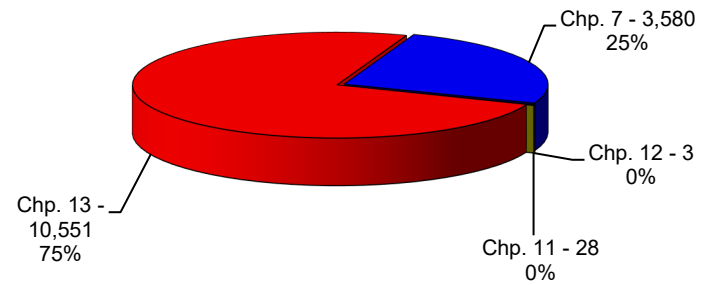


## United States Bankruptcy Court Western District of Tennessee

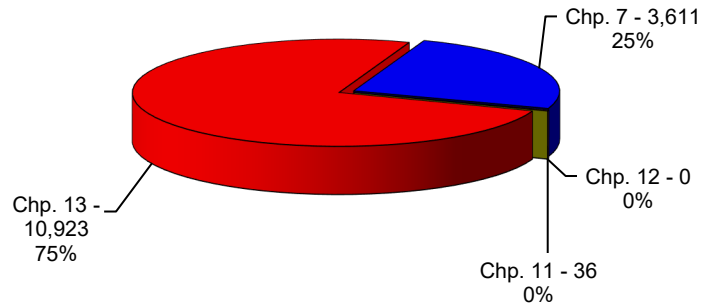
**Bankruptcy Case Filings  
Jan 1, 2018 thru Dec 31, 2018**



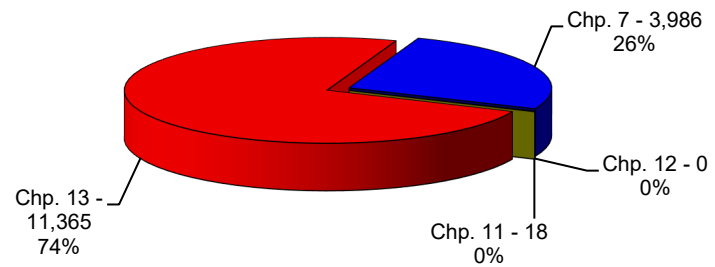
**Bankruptcy Case Filings  
Jan 1, 2017 thru Dec 31, 2017**



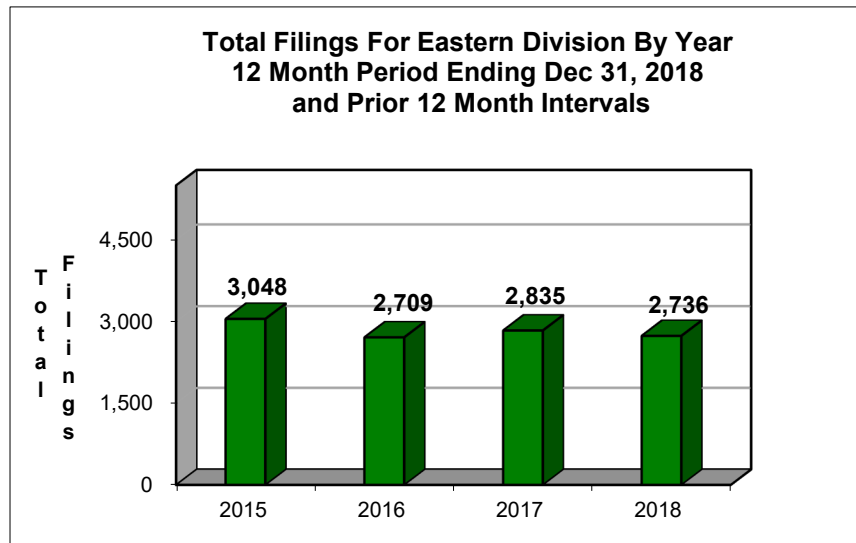
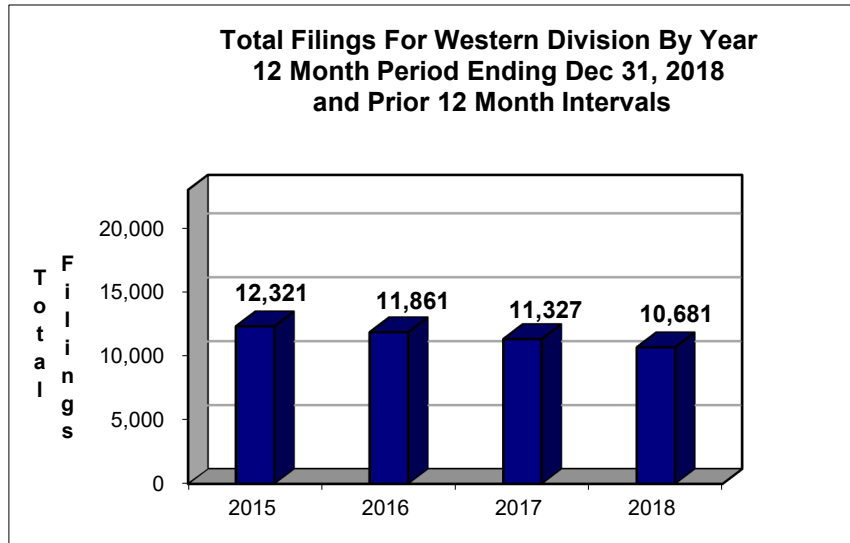
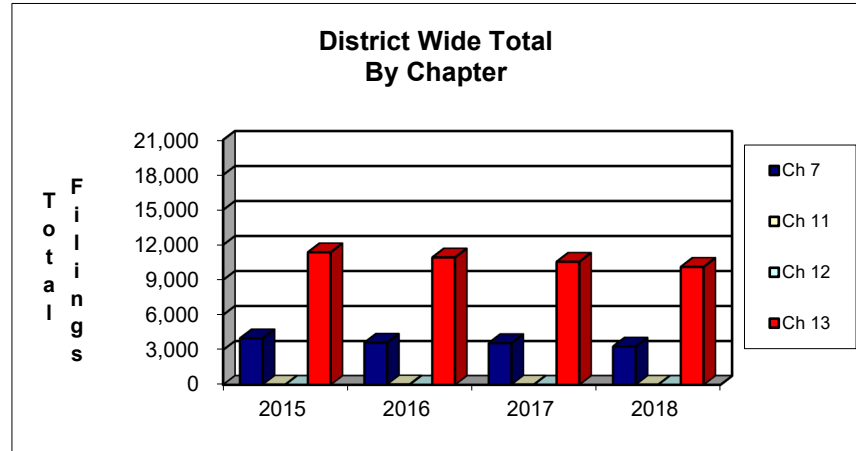
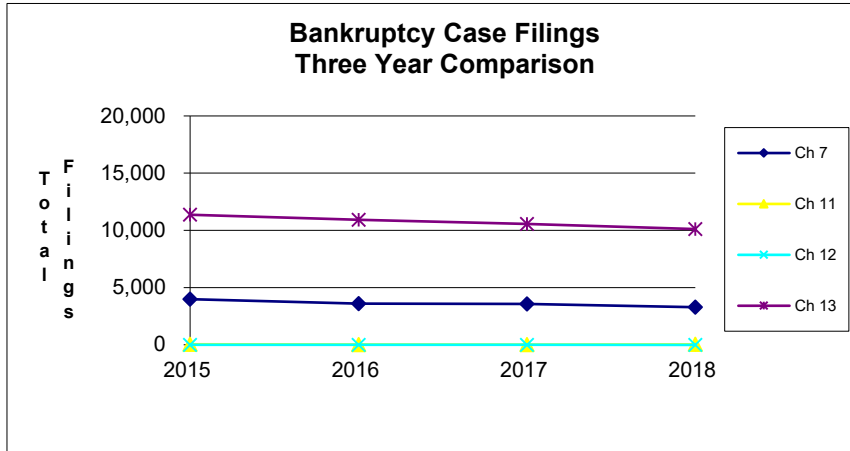
**Bankruptcy Case Filings  
Jan 1, 2016 thru Dec 31, 2016**



**Bankruptcy Case Filings  
Jan 1, 2015 thru Dec 31, 2015**



## United States Bankruptcy Court Western District of Tennessee



**NOTE: Data For Each Year was Calculated Beginning Dec 31, 2018 And Extending Backwards Twelve Months**

**Bankruptcy Yearly Case Filings  
Western District of Tennessee**

