

**UNITED STATES BANKRUPTCY COURT**  
**Western District of Tennessee**  
**PETITIONS CLOSED FOR TWELVE MONTH PERIODS**  
**BY DIVISIONS**

<b>Jan 1, 2018 - Dec 31, 2018</b>			
	<b>Memphis</b>	<b>Jackson</b>	<b>Totals</b>
Chapter 7	2,957	1,006	3,963
Chapter 11	27	9	36
Chapter 12	0	1	1
Chapter 13	8,999	1,996	10,995
<b>Totals:</b>	<b>11,983</b>	<b>3,012</b>	<b>14,995</b>

<b>Jan 1, 2017 - Dec 31, 2017</b>			
	<b>Memphis</b>	<b>Jackson</b>	<b>Totals</b>
Chapter 7	2,747	994	3,741
Chapter 11	23	5	28
Chapter 12	0	0	0
Chapter 13	9,552	2,033	11,585
<b>Totals:</b>	<b>12,322</b>	<b>3,032</b>	<b>15,354</b>

<b>Jan 1, 2016 - Dec 31, 2016</b>			
	<b>Memphis</b>	<b>Jackson</b>	<b>Totals</b>
Chapter 7	3,024	977	4,001
Chapter 11	18	9	27
Chapter 12	0	0	0
Chapter 13	9,997	2,244	12,241
<b>Totals:</b>	<b>13,039</b>	<b>3,230</b>	<b>16,269</b>

<b>Jan 1, 2015 - Dec 31, 2015</b>			
	<b>Memphis</b>	<b>Jackson</b>	<b>Totals</b>
Chapter 7	3,020	1,039	4,059
Chapter 11	22	11	33
Chapter 12	0	1	1
Chapter 13	10,296	2,467	12,763
<b>Totals:</b>	<b>13,338</b>	<b>3,518</b>	<b>16,856</b>

<b>2018 Over 2017</b>			
	<b>Memphis</b>	<b>Jackson</b>	<b>Total %</b>
Chapter 7	210	12	5.93%
Chapter 11	4	4	28.57%
Chapter 12	0	1	100%
Chapter 13	(553)	(37)	-5.09%
<b>Totals:</b>	<b>(339)</b>	<b>(20)</b>	<b>-2.34%</b>

<b>2018 Over 2017</b>		
	<b>Jackson</b>	<b>Total %</b>
Chapter 7	12	1.21%
Chapter 11	4	80.00%
Chapter 12	1	100%
Chapter 13	(37)	-1.82%
<b>Totals:</b>	<b>(20)</b>	<b>-0.66%</b>

<b>% of Closings by Chap. By Div. Chapter % of</b>			
	<b>Memphis</b>	<b>Jackson</b>	<b>Total Closings</b>
Chapter 7	75%	25%	26%
Chapter 11	75%	25%	0%
Chapter 12	0%	100%	0%
Chapter 13	82%	18%	73%
<b>Totals:</b>	<b>80%</b>	<b>20%</b>	<b>100%</b>

<b>% of Closings by Chap. By Div. Chapter % of</b>			
	<b>Memphis</b>	<b>Jackson</b>	<b>Total Closings</b>
Chapter 7	73%	27%	24%
Chapter 11	82%	18%	0%
Chapter 12	0%	0%	0%
Chapter 13	82%	18%	75%
<b>Totals:</b>	<b>80%</b>	<b>20%</b>	<b>100%</b>

<b>% of Closings by Chap. By Div. Chapter % of</b>			
	<b>Memphis</b>	<b>Jackson</b>	<b>Total Closings</b>
Chapter 7	76%	24%	25%
Chapter 11	67%	33%	0%
Chapter 12	0%	0%	0%
Chapter 13	82%	18%	75%
<b>Totals:</b>	<b>80%</b>	<b>20%</b>	<b>100%</b>

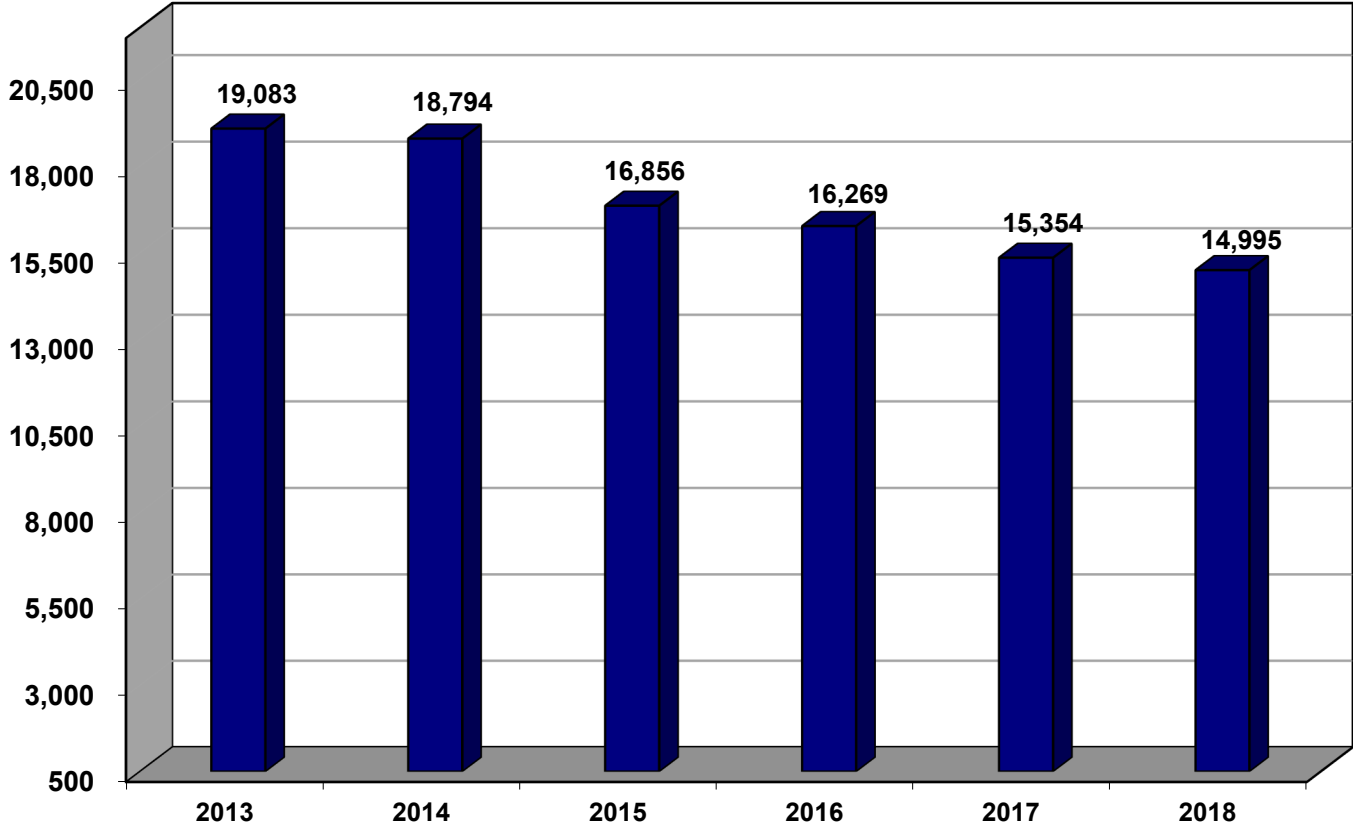
<b>% of Closings by Chap. By Div. Chapter % of</b>			
	<b>Memphis</b>	<b>Jackson</b>	<b>Total Closings</b>
Chapter 7	74%	26%	24%
Chapter 11	67%	33%	0%
Chapter 12	0%	100%	0%
Chapter 13	81%	19%	76%
<b>Totals:</b>	<b>79%</b>	<b>21%</b>	<b>100%</b>

<b>Overall Change 2018 Over 2017 (Both Divisions)</b>
<b>-2.34%</b>

<b>2018 Over 2017</b>		
	<b>Memphis</b>	<b>Total %</b>
Chapter 7	210	7.64%
Chapter 11	4	17.39%
Chapter 12	0	0.00%
Chapter 13	(553)	-5.79%
<b>Totals:</b>	<b>(339)</b>	<b>-2.75%</b>

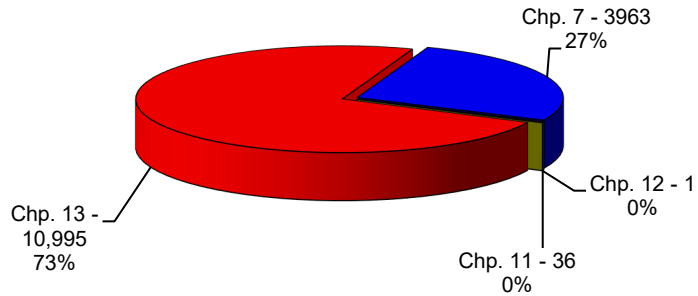
*Calculation of percentages are rounded to two places. .745 would be shown as .75 or 75%, and .744 would be displayed as .74 or 74%.*

**Total Closings For Western District By Year  
12 Month Period Ending Dec 31, 2018  
and Prior 12 Month Intervals**

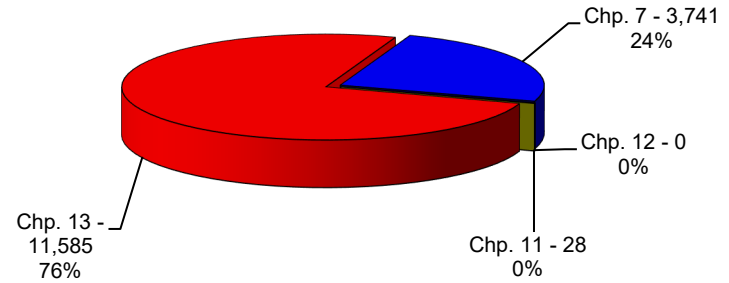


## United States Bankruptcy Court Western District of Tennessee

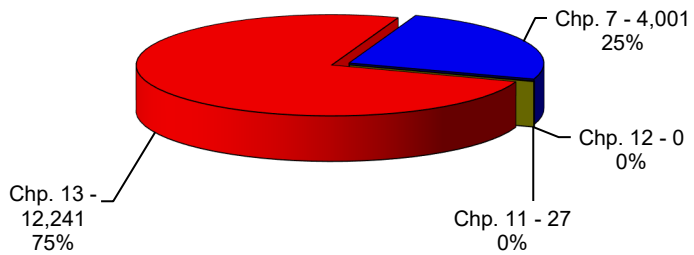
**Bankruptcy Case Closings  
Jan 1, 2018 thru Dec 31, 2018**



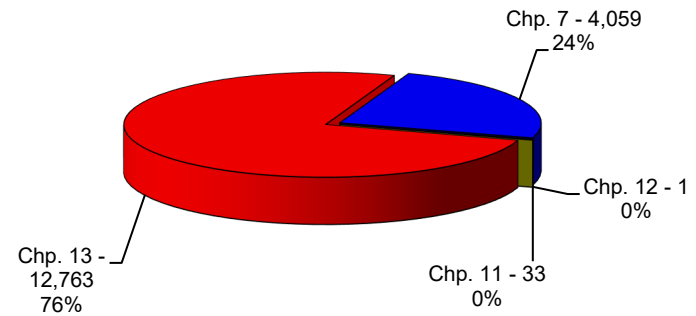
**Bankruptcy Case Closings  
Jan 1, 2017 thru Dec 31, 2017**



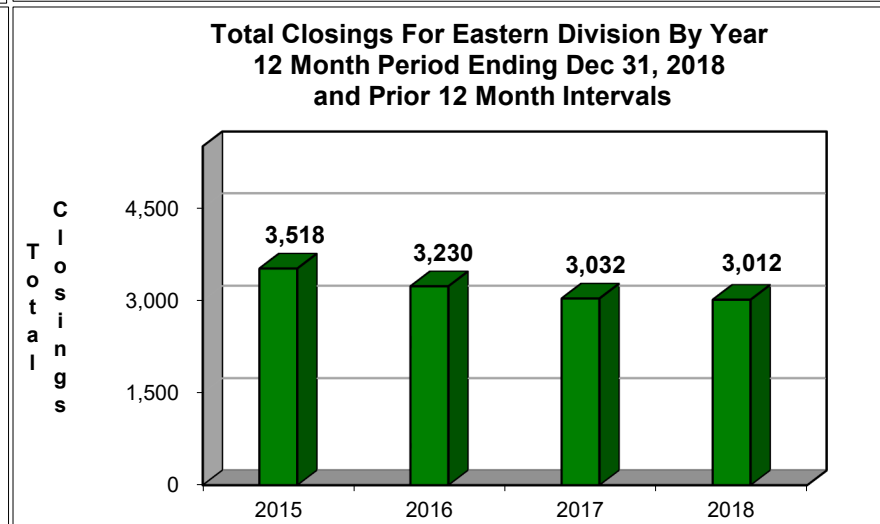
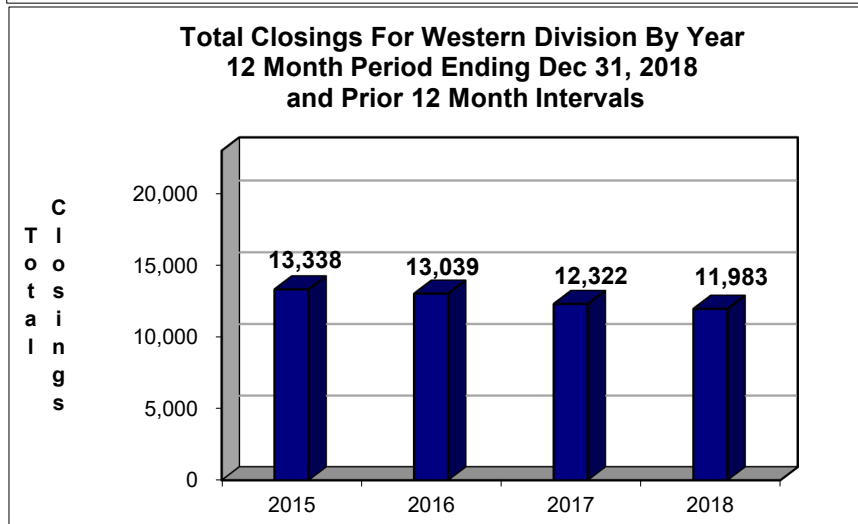
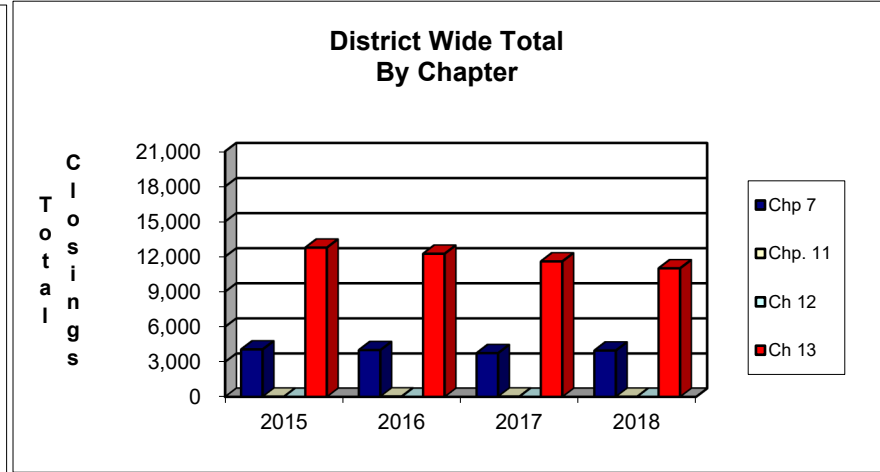
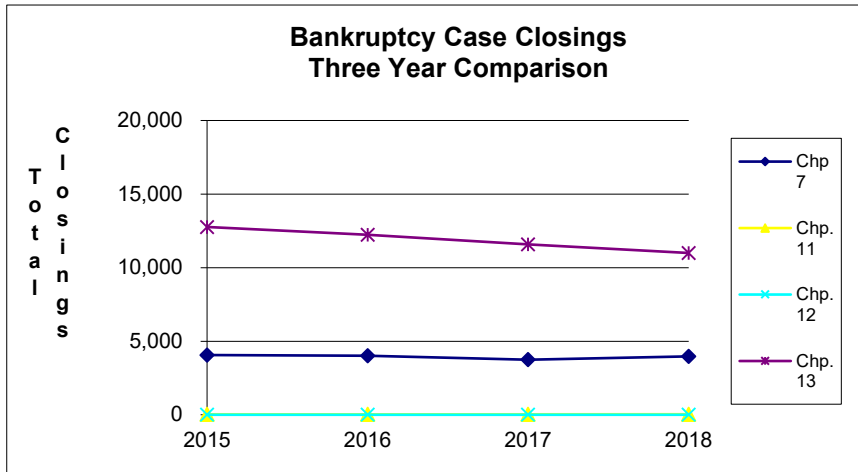
**Bankruptcy Case Closings  
Jan 1, 2016 thru Dec 31, 2016**



**Bankruptcy Case Closings  
Jan 1, 2015 thru Dec 31, 2015**



## United States Bankruptcy Court Western District of Tennessee



**NOTE: Data For Each Year was Calculated Beginning Dec 31, 2018 And Extending Backwards Twelve Months**