

UNITED STATES BANKRUPTCY COURT
Western District of Tennessee
PETITIONS FILED FOR TWELVE MONTH PERIODS
BY DIVISIONS

Jul 1, 2022 - Jun 30, 2023			
	Memphis	Jackson	Totals
Chapter 7	1,283	456	1,739
Chapter 11	17	6	23
Chapter 12	0	0	0
Chapter 13	4,974	1,206	6,180
Totals:	6,274	1,668	7,942

Jul 1, 2021 - Jun 30, 2022			
	Memphis	Jackson	Totals
Chapter 7	1,119	378	1,497
Chapter 11	10	5	15
Chapter 12	0	0	0
Chapter 13	3,666	898	4,564
Totals:	4,795	1,281	6,076

Jul 1, 2020 - Jun 30, 2021			
	Memphis	Jackson	Totals
Chapter 7	1,476	510	1,986
Chapter 11	10	6	16
Chapter 12	0	0	0
Chapter 13	3,164	701	3,865
Totals:	4,650	1,217	5,867

Jul 1, 2019 - Jun 30, 2020			
	Memphis	Jackson	Totals
Chapter 7	2,251	787	3,038
Chapter 11	13	4	17
Chapter 12	0	0	0
Chapter 13	6,257	1,484	7,741
Totals:	8,521	2,275	10,796

2023 Over 2022			
	Memphis	Jackson	Total %
Chapter 7	164	78	16.17%
Chapter 11	7	1	53.33%
Chapter 12	0	0	0.00%
Chapter 13	1,308	308	35.41%
Totals:	1,479	387	30.71%

2023 Over 2022		
	Jackson	Total %
Chapter 7	78	20.63%
Chapter 11	1	20.00%
Chapter 12	0	0.00%
Chapter 13	308	34.30%
Totals:	387	30.21%

% of Filings by Chap. By Div. Chapter % of			
	Memphis	Jackson	Total Filings
Chapter 7	74%	26%	22%
Chapter 11	74%	26%	0%
Chapter 12	0%	0%	0%
Chapter 13	80%	20%	78%
Totals:	79%	21%	100%

% of Filings by Chap. By Div. Chapter % of			
	Memphis	Jackson	Total Filings
Chapter 7	75%	25%	25%
Chapter 11	67%	33%	0%
Chapter 12	0%	0%	0%
Chapter 13	80%	20%	75%
Totals:	79%	21%	100%

% of Filings by Chap. By Div. Chapter % of			
	Memphis	Jackson	Total Filings
Chapter 7	74%	26%	34%
Chapter 11	62%	37%	0%
Chapter 12	0%	0%	0%
Chapter 13	82%	18%	66%
Totals:	79%	21%	100%

% of Filings by Chap. By Div. Chapter % of			
	Memphis	Jackson	Total Filings
Chapter 7	74%	26%	28%
Chapter 11	76%	24%	0%
Chapter 12	0%	0%	0%
Chapter 13	81%	19%	72%
Totals:	79%	21%	100%

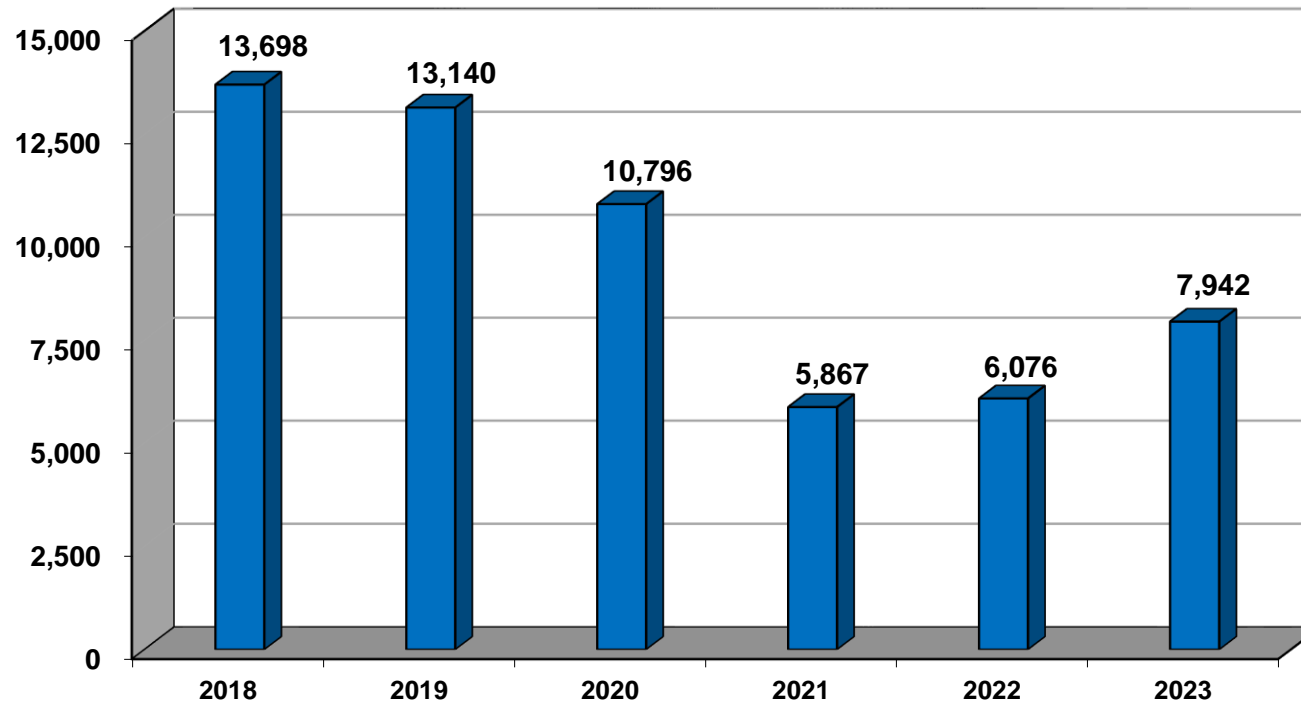
Overall Change
2023 Over 2022
(Both Divisions)

30.71%

2023 Over 2022		
	Memphis	Total %
Chapter 7	164	14.66%
Chapter 11	7	70.00%
Chapter 12	0	0.00%
Chapter 13	1,308	35.68%
Totals:	1,479	30.84%

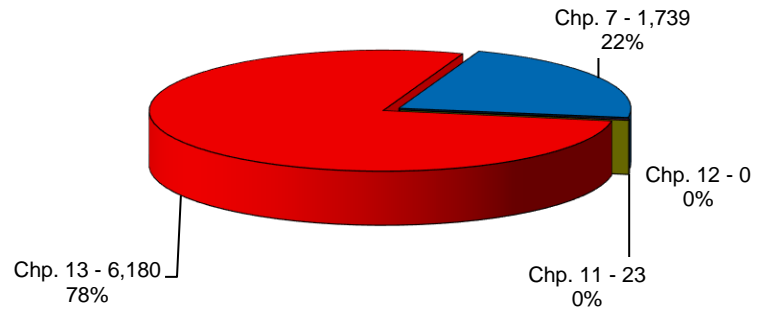
Calculation of percentages are rounded to two places. .745 would be shown as .75 or 75%, and .744 would be displayed as .74 or 74%.

**Total Filings For Western District By Year
12 Month Period Ending Jun 30, 2023
and Prior 12 Month Intervals**

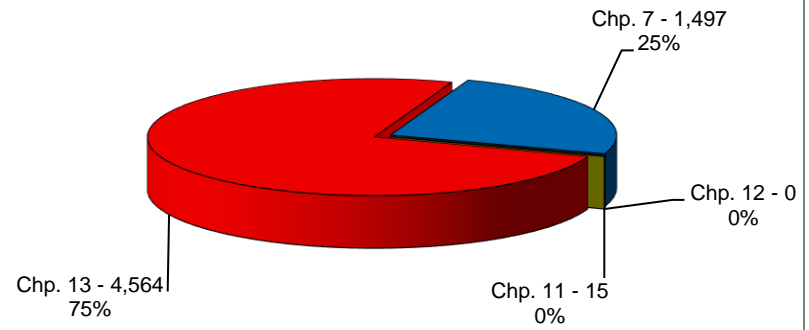


**United States Bankruptcy Court
Western District of Tennessee**

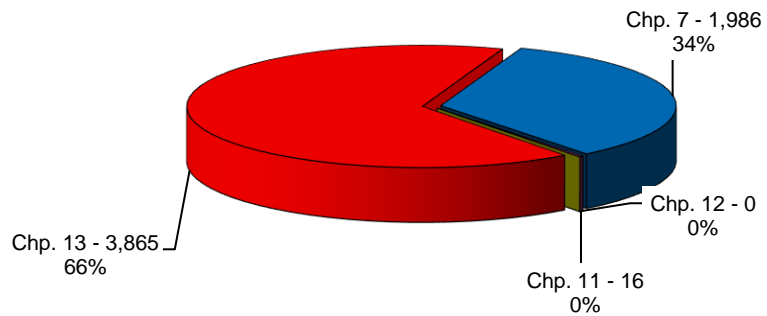
**Bankruptcy Case Filings
Jul 1, 2022 thru Jun 30, 2023**



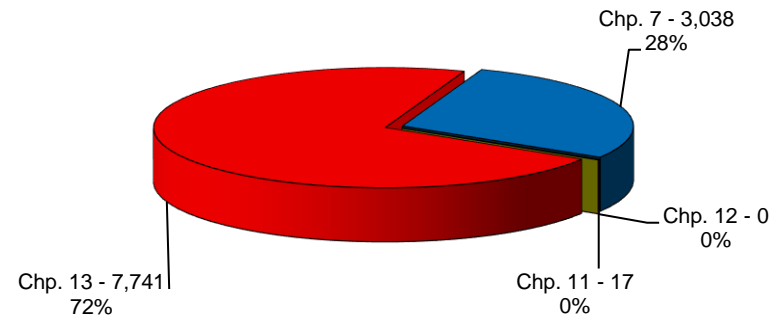
**Bankruptcy Case Filings
Jul 1, 2021 thru Jun 30, 2022**



**Bankruptcy Case Filings
Jul 1, 2020 thru Jun 30, 2021**

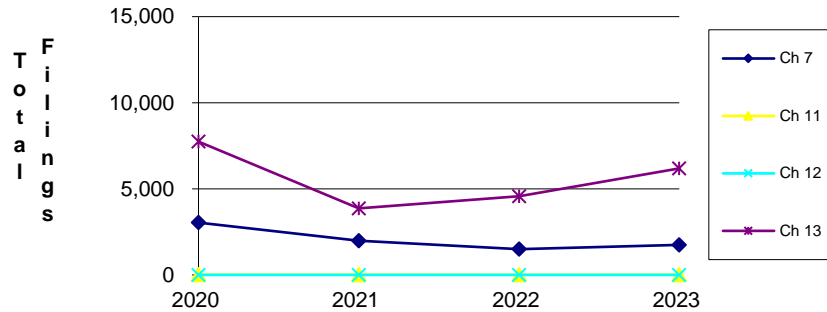


**Bankruptcy Case Filings
Jul 1, 2019 thru Jun 30, 2020**

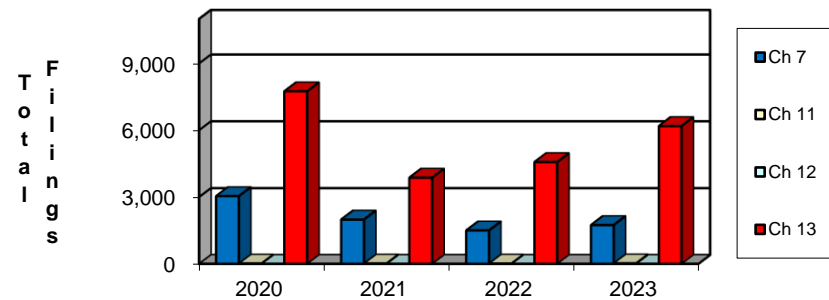


United States Bankruptcy Court Western District of Tennessee

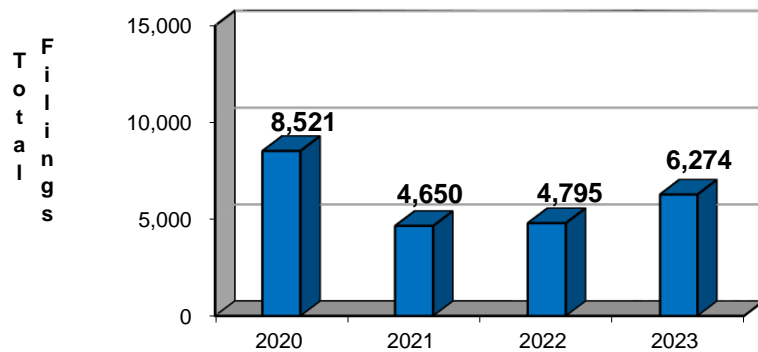
**Bankruptcy Case Filings
Three Year Comparison**



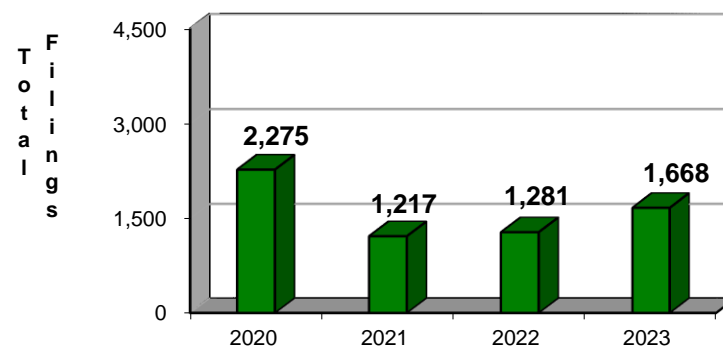
**District Wide Total
By Chapter**



**Total Filings For Western Division By Year
12 Month Period Ending Jun 30, 2023
and Prior 12 Month Intervals**



**Total Filings For Eastern Division By Year
12 Month Period Ending Jun 30, 2023
and Prior 12 Month Intervals**



NOTE: Data For Each Year was Calculated Beginning Jun 30, 2023 And Extending Backwards Twelve Months

**Bankruptcy Yearly Case Filings
Western District of Tennessee**

