

UNITED STATES BANKRUPTCY COURT
Western District of Tennessee
PETITIONS CLOSED FOR TWELVE MONTH PERIODS
BY DIVISIONS

Jan 01, 2008 - Dec 31, 2008			
	Memphis	Jackson	Totals
Chapter 7	3,397	1,738	5,135
Chapter 9	0	0	0
Chapter 11	20	9	29
Chapter 12	0	2	2
Chapter 13	10,880	2,118	12,998
Totals:	14,297	3,867	18,164

Jan 01, 2007 - Dec 31, 2007			
	Memphis	Jackson	Totals
Chapter 7	3,051	1,419	4,470
Chapter 9	0	0	0
Chapter 11	152	20	172
Chapter 12	0	0	0
Chapter 13	8,756	2,582	11,338
Totals:	11,959	4,021	15,980

Jan 01, 2006 - Dec 31, 2006			
	Memphis	Jackson	Totals
Chapter 7	6,536	1,792	8,328
Chapter 9	0	0	0
Chapter 11	34	18	52
Chapter 12	0	0	0
Chapter 13	11,711	2,570	14,281
Totals:	18,281	4,380	22,661

Jan 01, 2005 - Dec 31, 2005			
	Memphis	Jackson	Totals
Chapter 7	8,035	2,750	10,785
Chapter 9	0	0	0
Chapter 11	34	29	63
Chapter 12	0	1	1
Chapter 13	15,700	2,867	18,567
Totals:	23,769	5,647	29,416

2008 Over 2007			
	Memphis	Jackson	Total %
Chapter 7	346	319	14.88%
Chapter 9	0	0	0.00%
Chapter 11	(132)	(11)	-83.14%
Chapter 12	0	2	100%
Chapter 13	2,124	(464)	14.64%
Totals:	2,338	(154)	13.67%

2008 Over 2007		
	Jackson	Total %
Chapter 7	319	22.48%
Chapter 9	0	0.00%
Chapter 11	(11)	-55.00%
Chapter 12	2	100%
Chapter 13	(464)	-17.97%
Totals:	(154)	-3.83%

% of Closings by Chap. By Div. Chapter % of			
	Memphis	Jackson	Total Closings
Chapter 7	66%	34%	28%
Chapter 9	0%	0%	0%
Chapter 11	69%	31%	0%
Chapter 12	0%	100%	0%
Chapter 13	84%	16%	72%
Totals:	79%	21%	100%

% of Closings by Chap. By Div. Chapter % of			
	Memphis	Jackson	Total Closings
Chapter 7	68%	32%	28%
Chapter 9	0%	0%	0%
Chapter 11	88%	12%	1%
Chapter 12	0%	0%	0%
Chapter 13	77%	23%	71%
Totals:	75%	25%	100%

% of Closings by Chap. By Div. Chapter % of			
	Memphis	Jackson	Total Closings
Chapter 7	78%	22%	37%
Chapter 9	0%	0%	0%
Chapter 11	65%	35%	0%
Chapter 12	0%	0%	0%
Chapter 13	82%	18%	63%
Totals:	81%	19%	100%

% of Closings by Chap. By Div. Chapter % of			
	Memphis	Jackson	Total Closings
Chapter 7	75%	25%	37%
Chapter 9	0%	0%	0%
Chapter 11	54%	46%	0%
Chapter 12	0%	100%	0%
Chapter 13	85%	15%	63%
Totals:	81%	19%	100%

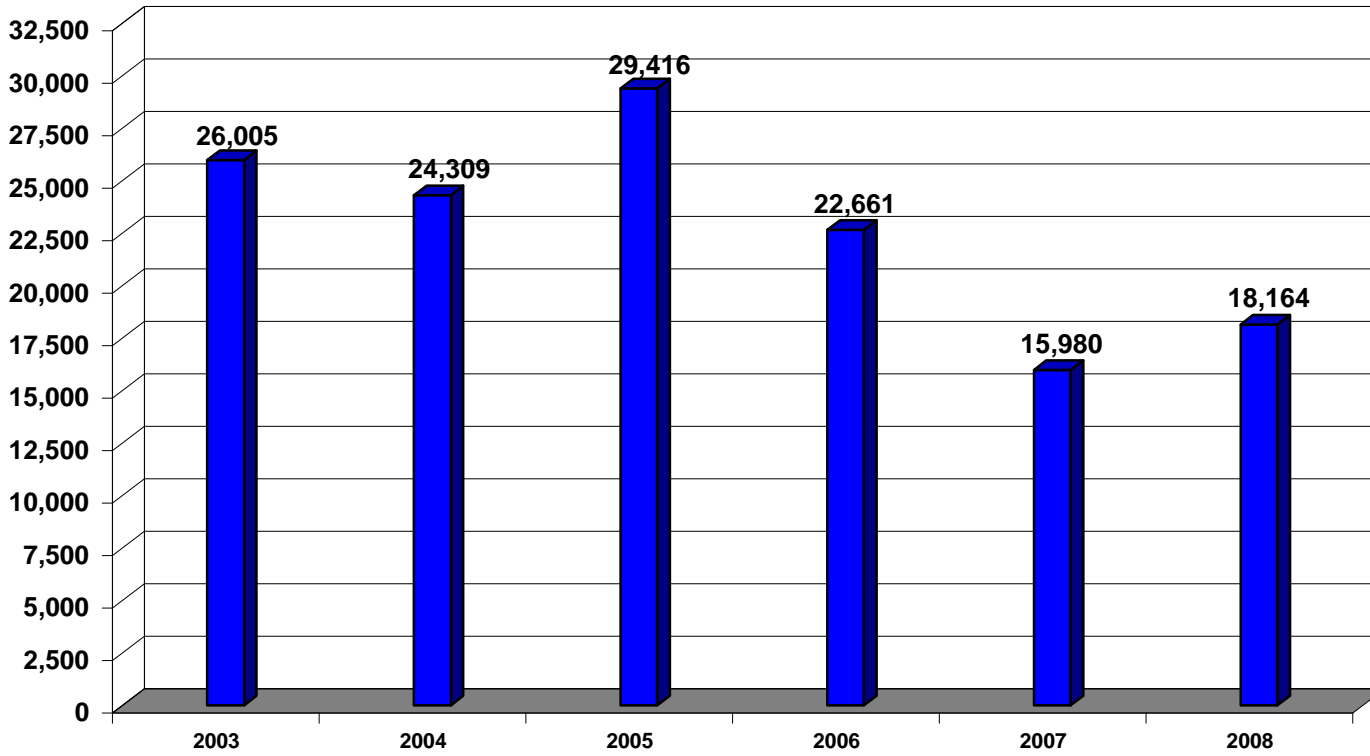
**Overall Change
2008 Over 2007
(Both Divisions)**

13.67%

2008 Over 2007		
	Memphis	Total %
Chapter 7	346	11.34%
Chapter 9	0	0.00%
Chapter 11	(132)	-86.84%
Chapter 12	0	0.00%
Chapter 13	2,124	24.26%
Totals:	2,338	19.55%

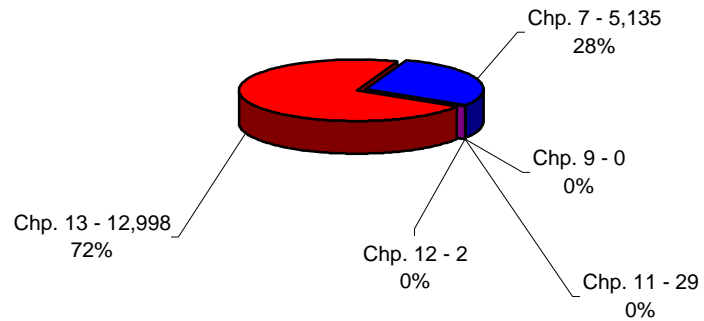
Calculation of percentages are rounded to two places. .745 would be shown as .75 or 75%, and .744 would be displayed as .74 or 74%.

**Total Closings For Western District
12 Month Period Ending Dec 31, 2008
and Prior 12 Month Intervals**

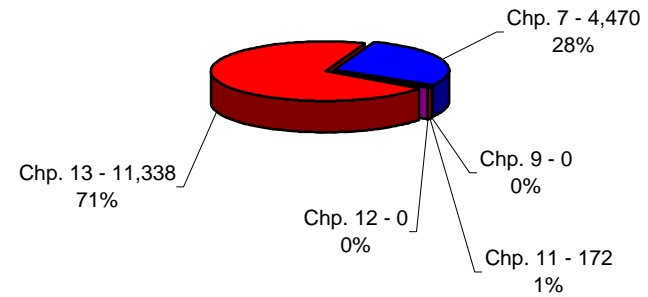


**United States Bankruptcy Court
Western District of Tennessee**

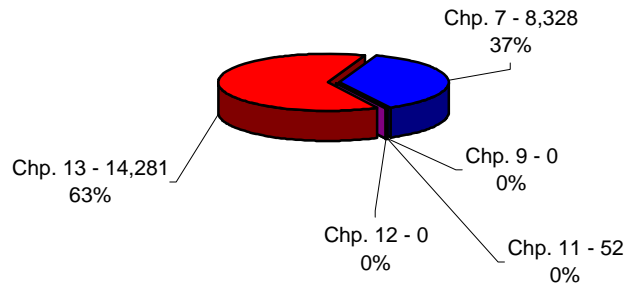
**Bankruptcy Case Closings
Jan 01, 2008 thru Dec 31, 2008**



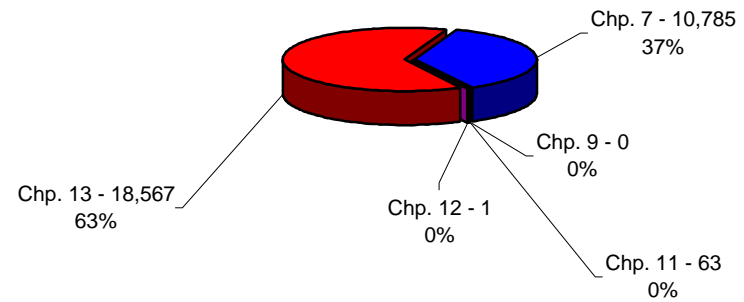
**Bankruptcy Case Closings
Jan 01, 2007 thru Dec 31, 2007**



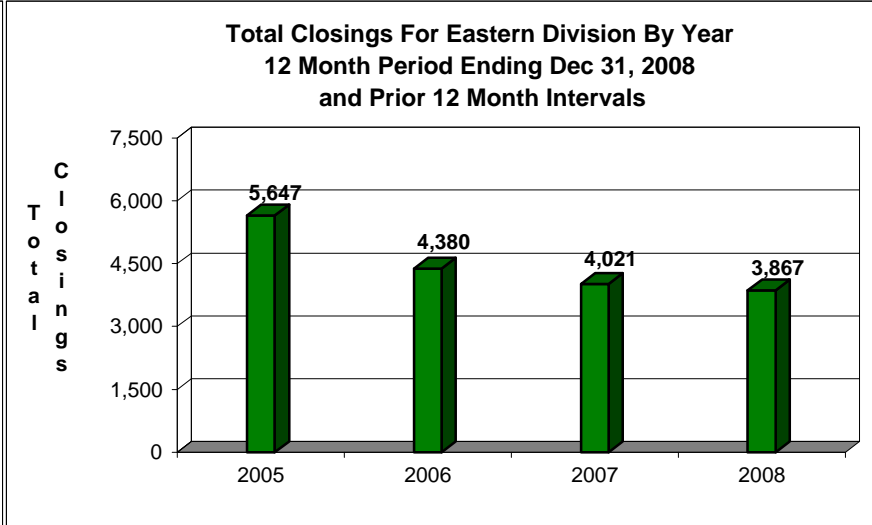
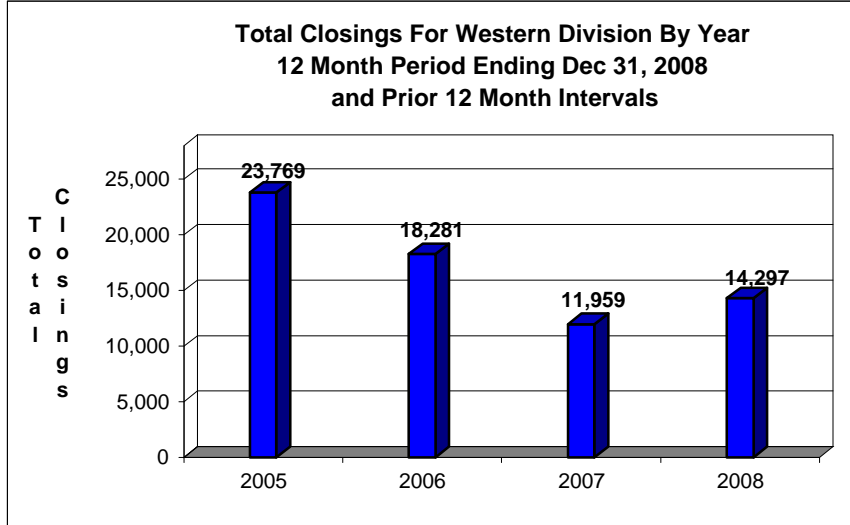
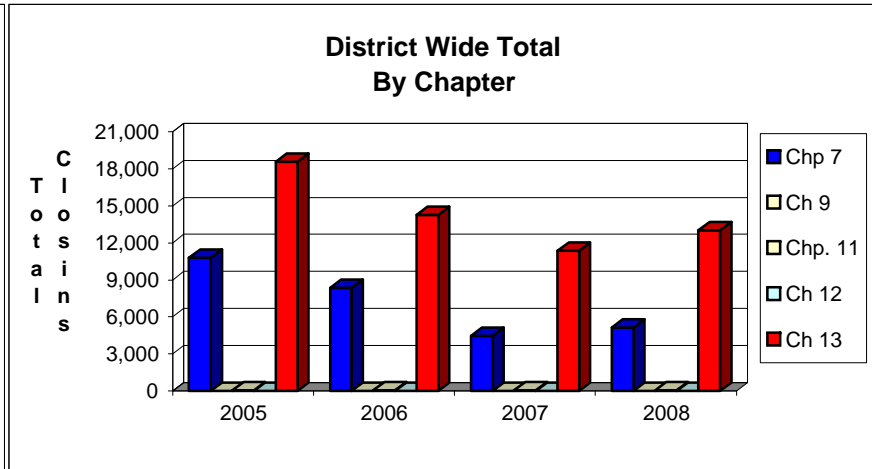
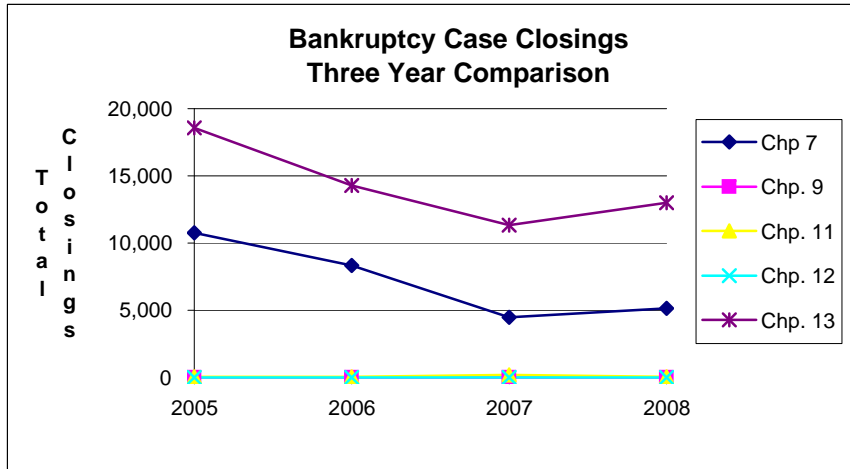
**Bankruptcy Case Closings
Jan 01, 2006 thru Dec 31, 2006**



**Bankruptcy Case Closings
Jan 01, 2005 thru Dec 31, 2005**



United States Bankruptcy Court Western District of Tennessee



NOTE: Data For Each Year was Calculated Beginning Dec 31, 2008 And Extending Backwards Twelve Months