

UNITED STATES BANKRUPTCY COURT
Western District of Tennessee
PETITIONS FILED FOR TWELVE MONTH PERIODS
BY DIVISIONS

Apr 1, 2015 - Mar 31, 2016			
	Memphis	Jackson	Totals
Chapter 7	2,768	907	3,675
Chapter 11	12	7	19
Chapter 12	0	0	0
Chapter 13	9,755	2,056	11,811
Totals:	12,535	2,970	15,505

Apr 1, 2014 - Mar 31, 2015			
	Memphis	Jackson	Totals
Chapter 7	2,976	996	3,972
Chapter 11	17	5	22
Chapter 12	0	0	0
Chapter 13	9,566	2,264	11,830
Totals:	12,559	3,265	15,824

Apr 1, 2013 - Mar 31, 2014			
	Memphis	Jackson	Totals
Chapter 7	3,681	1,107	4,788
Chapter 11	23	12	35
Chapter 12	0	0	0
Chapter 13	10,284	2,256	12,540
Totals:	13,988	3,375	17,363

Apr 1, 2012 - Mar 31, 2013			
	Memphis	Jackson	Totals
Chapter 7	3,906	1,251	5,157
Chapter 11	49	9	58
Chapter 12	1	0	1
Chapter 13	9,902	2,198	12,100
Totals:	13,858	3,458	17,316

2016 Over 2015			
	Memphis	Jackson	Total %
Chapter 7	(208)	(89)	-7.48%
Chapter 11	(5)	2	-13.64%
Chapter 12	0	0	0.00%
Chapter 13	189	(208)	-0.16%
Totals:	(24)	(295)	-2.02%

2016 Over 2015		
	Jackson	Total %
Chapter 7	(89)	-8.94%
Chapter 11	2	40.00%
Chapter 12	0	0.00%
Chapter 13	(208)	-9.19%
Totals:	(295)	-9.04%

% of Filings by Chap. By Div. Chapter % of			
	Memphis	Jackson	Total Filings
Chapter 7	75%	25%	24%
Chapter 11	63%	37%	0%
Chapter 12	0%	0%	0%
Chapter 13	83%	17%	76%
Totals:	81%	19%	100%

% of Filings by Chap. By Div. Chapter % of			
	Memphis	Jackson	Total Filings
Chapter 7	75%	25%	25%
Chapter 11	77%	23%	0%
Chapter 12	0%	0%	0%
Chapter 13	81%	19%	75%
Totals:	79%	21%	100%

% of Filings by Chap. By Div. Chapter % of			
	Memphis	Jackson	Total Filings
Chapter 7	77%	23%	28%
Chapter 11	66%	34%	0%
Chapter 12	0%	0%	0%
Chapter 13	82%	18%	72%
Totals:	81%	19%	100%

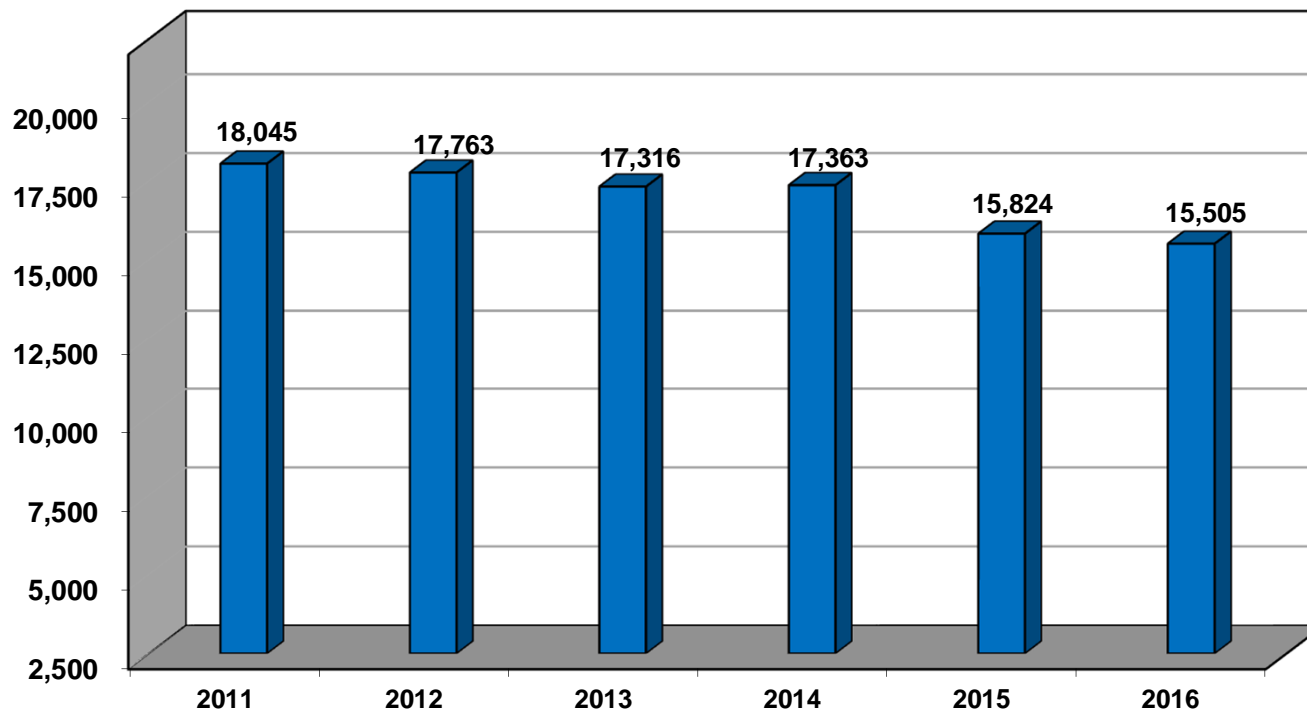
% of Filings by Chap. By Div. Chapter % of			
	Memphis	Jackson	Total Filings
Chapter 7	76%	24%	30%
Chapter 11	84%	16%	0%
Chapter 12	100%	0%	0%
Chapter 13	82%	18%	70%
Totals:	80%	20%	100%

Overall Change 2016 Over 2015 (Both Divisions)		
		-2.02%

2016 Over 2015		
	Memphis	Total %
Chapter 7	(208)	-6.99%
Chapter 11	(5)	-29.41%
Chapter 12	0	0.00%
Chapter 13	189	1.98%
Totals:	(24)	-0.19%

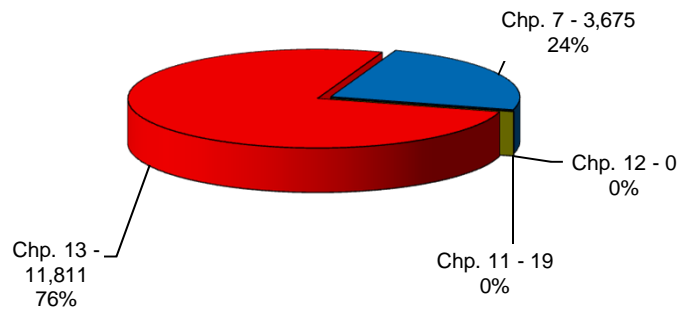
Calculation of percentages are rounded to two places. .745 would be shown as .75 or 75%, and .744 would be displayed as .74 or 74%.

**Total Filings For Western District By Year
12 Month Period Ending Mar 31, 2016
and Prior 12 Month Intervals**

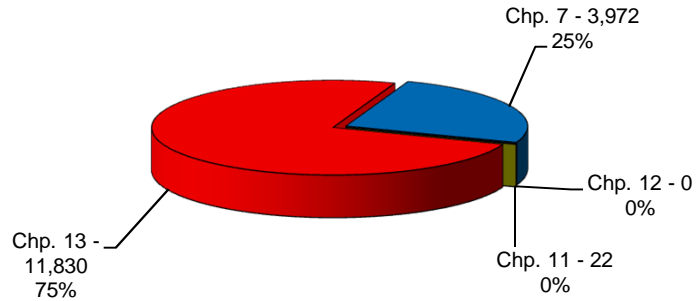


United States Bankruptcy Court Western District of Tennessee

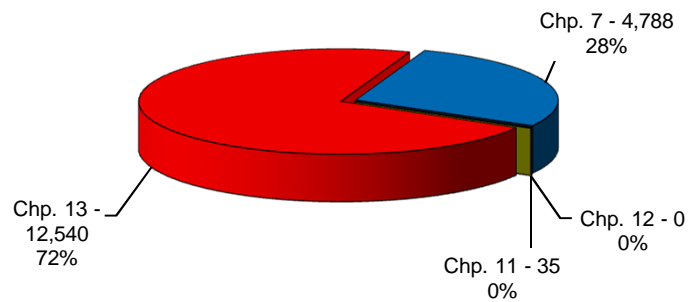
Bankruptcy Case Filings
Apr 1, 2015 thru Mar 31, 2016



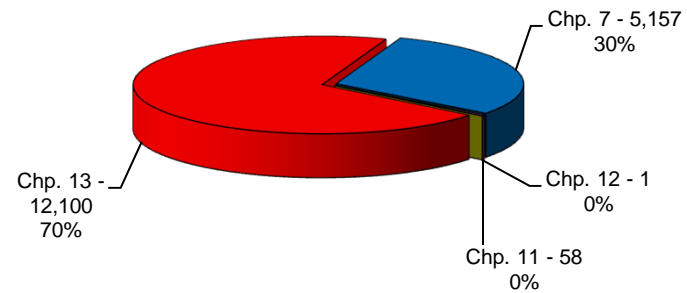
Bankruptcy Case Filings
Apr 1, 2014 thru Mar 31, 2015



Bankruptcy Case Filings
Apr 1, 2013 thru Mar 31, 2014

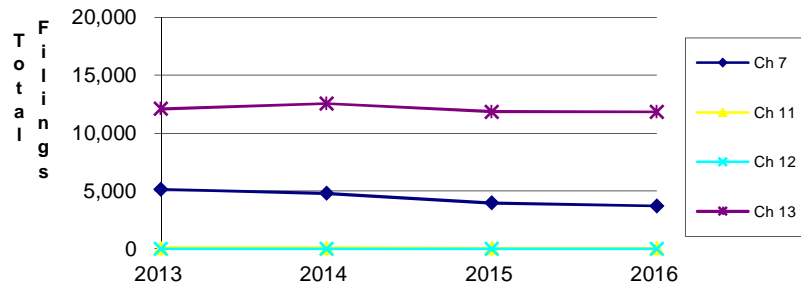


Bankruptcy Case Filings
Apr 1, 2012 thru Mar 31, 2013

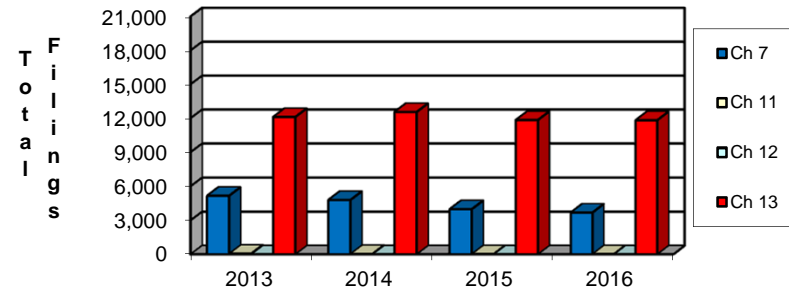


United States Bankruptcy Court Western District of Tennessee

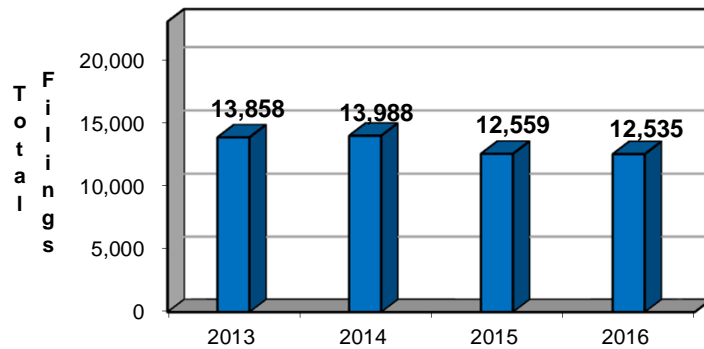
**Bankruptcy Case Filings
Three Year Comparison**



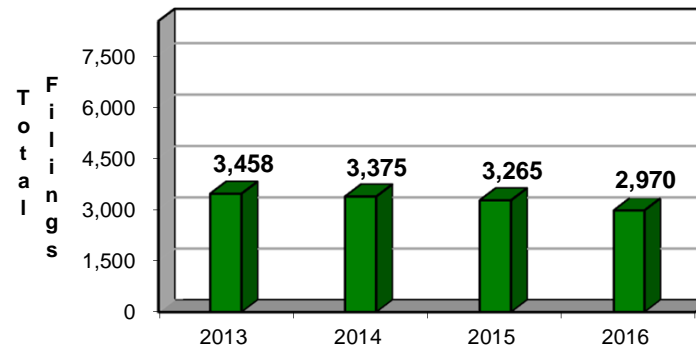
**District Wide Total
By Chapter**



**Total Filings For Western Division By Year
12 Month Period Ending Mar 31, 2016
and Prior 12 Month Intervals**

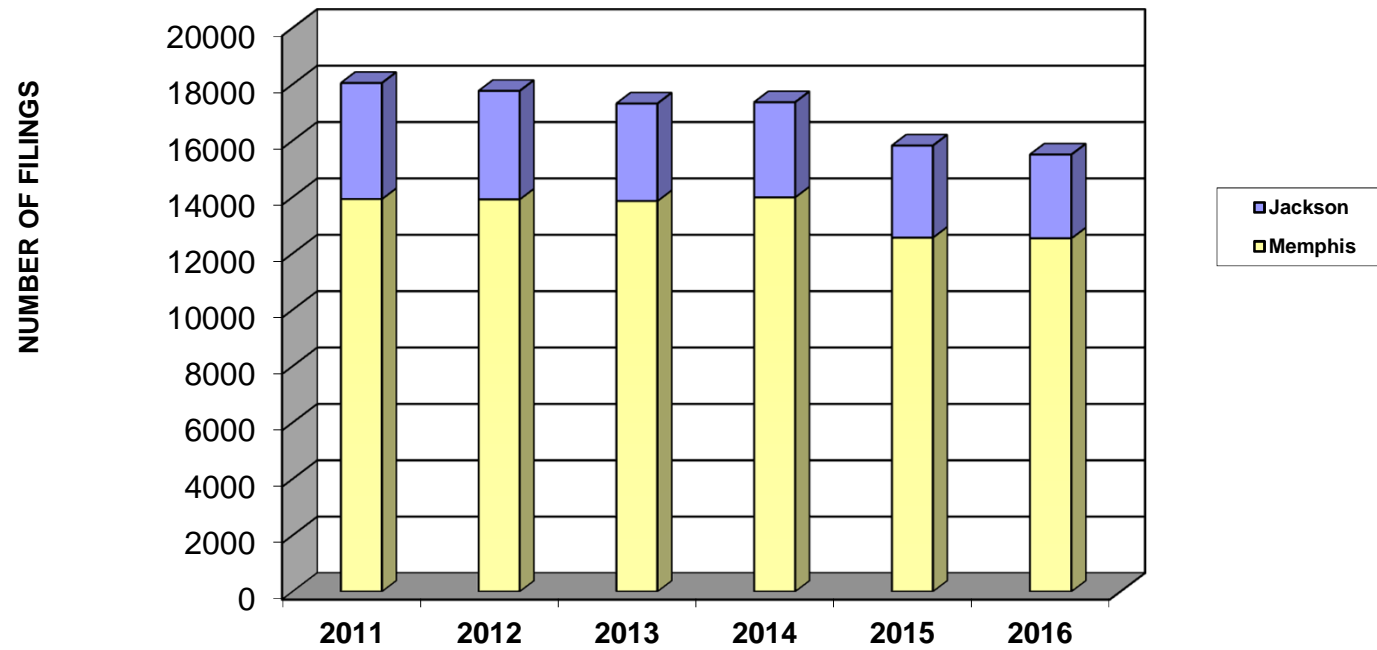


**Total Filings For Eastern Division By Year
12 Month Period Ending Mar 31, 2016
and Prior 12 Month Intervals**



NOTE: Data For Each Year was Calculated Beginning Mar 31, 2016 And Extending Backwards Twelve Months

**Bankruptcy Yearly Case Filings
Western District of Tennessee**



UNITED STATES BANKRUPTCY COURT
Western District of Tennessee
PETITIONS CLOSED FOR TWELVE MONTH PERIODS
BY DIVISIONS

Apr 1, 2015 - Mar 31, 2016			
	Memphis	Jackson	Totals
Chapter 7	3,065	1,070	4,135
Chapter 11	18	12	30
Chapter 12	0	1	1
Chapter 13	10,352	2,408	12,760
Totals:	13,435	3,491	16,926

Apr 1, 2014 - Mar 31, 2015			
	Memphis	Jackson	Totals
Chapter 7	3,431	1,089	4,520
Chapter 11	36	12	48
Chapter 12	0	0	0
Chapter 13	11,171	2,651	13,822
Totals:	14,638	3,752	18,390

Apr 1, 2013 - Mar 31, 2014			
	Memphis	Jackson	Totals
Chapter 7	4,006	1,292	5,298
Chapter 11	59	11	70
Chapter 12	0	0	0
Chapter 13	10,971	2,639	13,610
Totals:	15,036	3,942	18,978

Apr 1, 2012 - Mar 31, 2013			
	Memphis	Jackson	Totals
Chapter 7	4,206	1,432	5,638
Chapter 11	51	11	62
Chapter 12	2	0	2
Chapter 13	10,192	2,563	12,755
Totals:	14,451	4,006	18,457

2016 Over 2015			
	Memphis	Jackson	Total %
Chapter 7	(366)	(19)	-8.52%
Chapter 11	(18)	0	-37.50%
Chapter 12	0	1	100%
Chapter 13	(819)	(243)	-7.68%
Totals:	(1,203)	(261)	-7.96%

2016 Over 2015		
	Jackson	Total %
Chapter 7	(19)	-1.74%
Chapter 11	0	0.00%
Chapter 12	1	100%
Chapter 13	(243)	-9.17%
Totals:	(261)	-6.96%

% of Closings by Chap. By Div. Chapter % of			
	Memphis	Jackson	Total Closings
Chapter 7	74%	26%	24%
Chapter 11	60%	40%	0%
Chapter 12	0%	100%	0%
Chapter 13	81%	19%	75%
Totals:	79%	21%	100%

% of Closings by Chap. By Div. Chapter % of			
	Memphis	Jackson	Total Closings
Chapter 7	76%	24%	25%
Chapter 11	75%	25%	0%
Chapter 12	0%	0%	0%
Chapter 13	81%	19%	75%
Totals:	80%	20%	100%

% of Closings by Chap. By Div. Chapter % of			
	Memphis	Jackson	Total Closings
Chapter 7	76%	24%	28%
Chapter 11	84%	16%	0%
Chapter 12	0%	0%	0%
Chapter 13	81%	19%	72%
Totals:	79%	21%	100%

% of Closings by Chap. By Div. Chapter % of			
	Memphis	Jackson	Total Closings
Chapter 7	75%	25%	31%
Chapter 11	82%	18%	0%
Chapter 12	100%	0%	0%
Chapter 13	80%	20%	69%
Totals:	78%	22%	100%

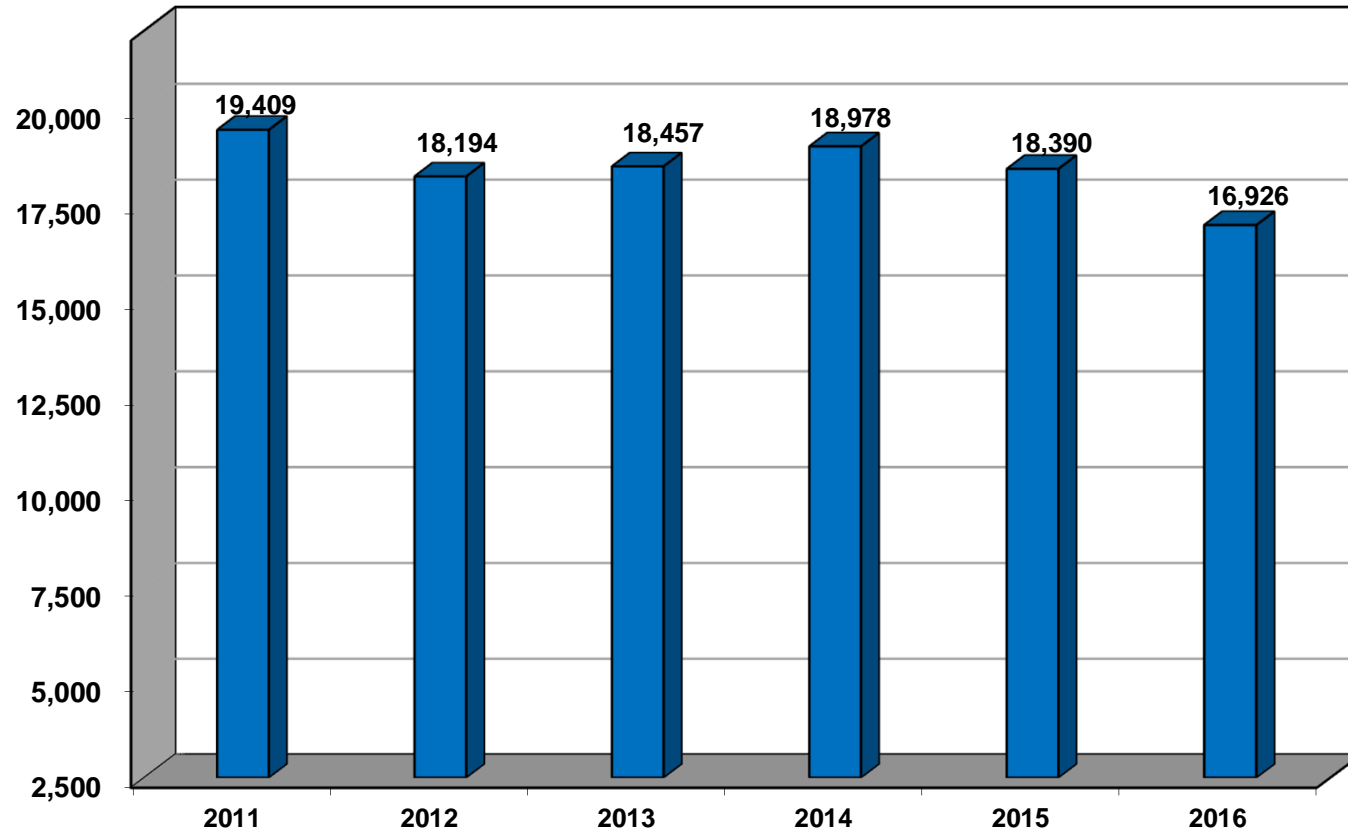
Overall Change
2016 Over 2015
(Both Divisions)

-7.96%

2016 Over 2015		
	Memphis	Total %
Chapter 7	(366)	-10.67%
Chapter 11	(18)	-50.00%
Chapter 12	0	0.00%
Chapter 13	(819)	-7.33%
Totals:	(1,203)	-8.22%

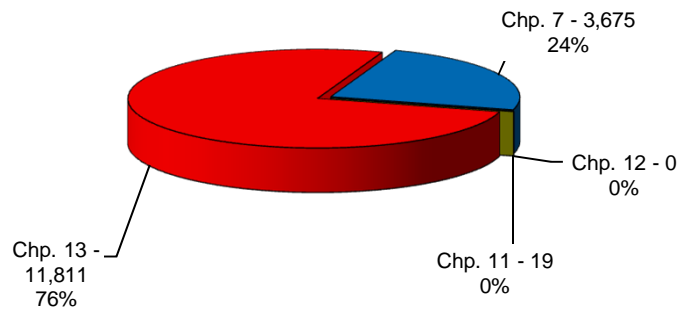
Calculation of percentages are rounded to two places. .745 would be shown as .75 or 75%, and .744 would be displayed as .74 or 74%.

**Total Closings For Western District By Year
12 Month Period Ending Mar 31, 2016
and Prior 12 Month Intervals**

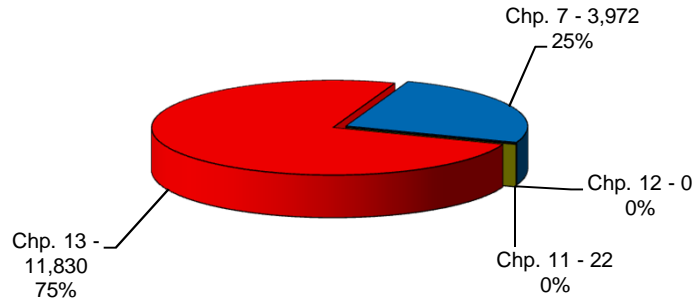


United States Bankruptcy Court Western District of Tennessee

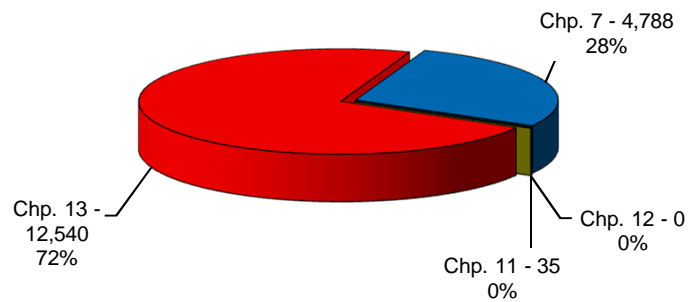
**Bankruptcy Case Filings
Apr 1, 2015 thru Mar 31, 2016**



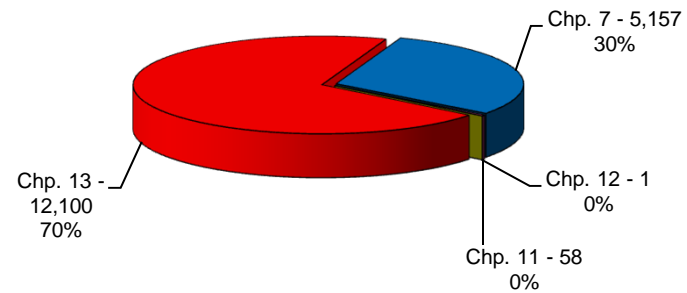
**Bankruptcy Case Filings
Apr 1, 2014 thru Mar 31, 2015**



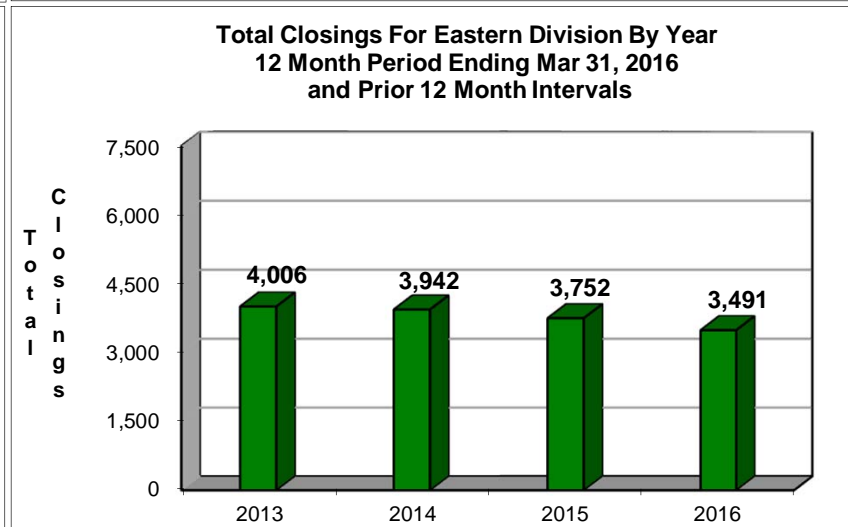
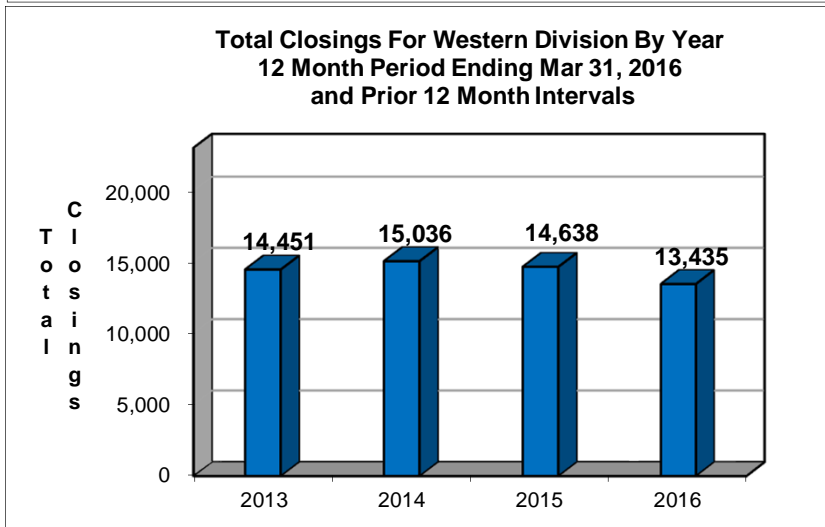
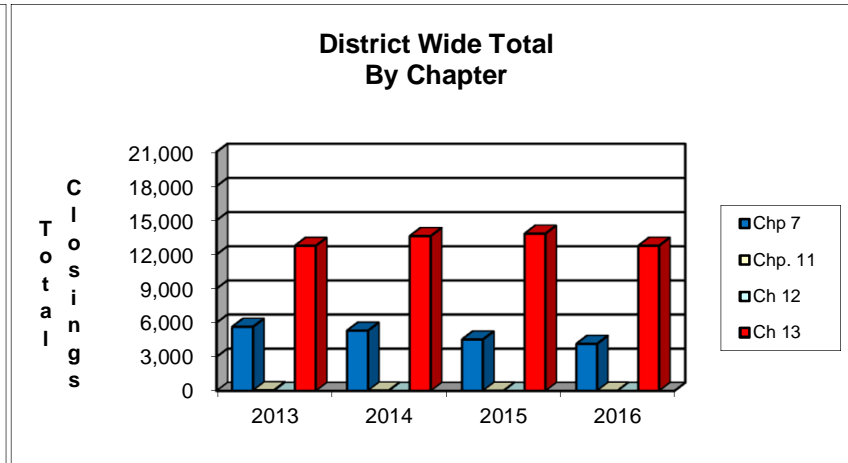
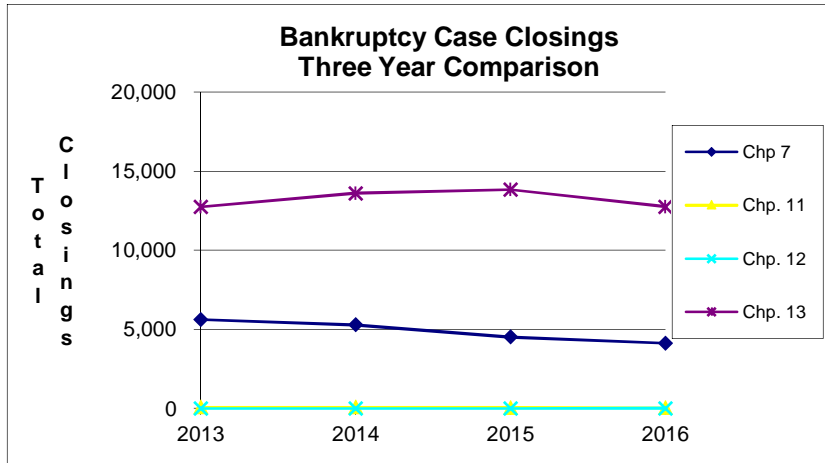
**Bankruptcy Case Filings
Apr 1, 2013 thru Mar 31, 2014**



**Bankruptcy Case Filings
Apr 1, 2012 thru Mar 31, 2013**

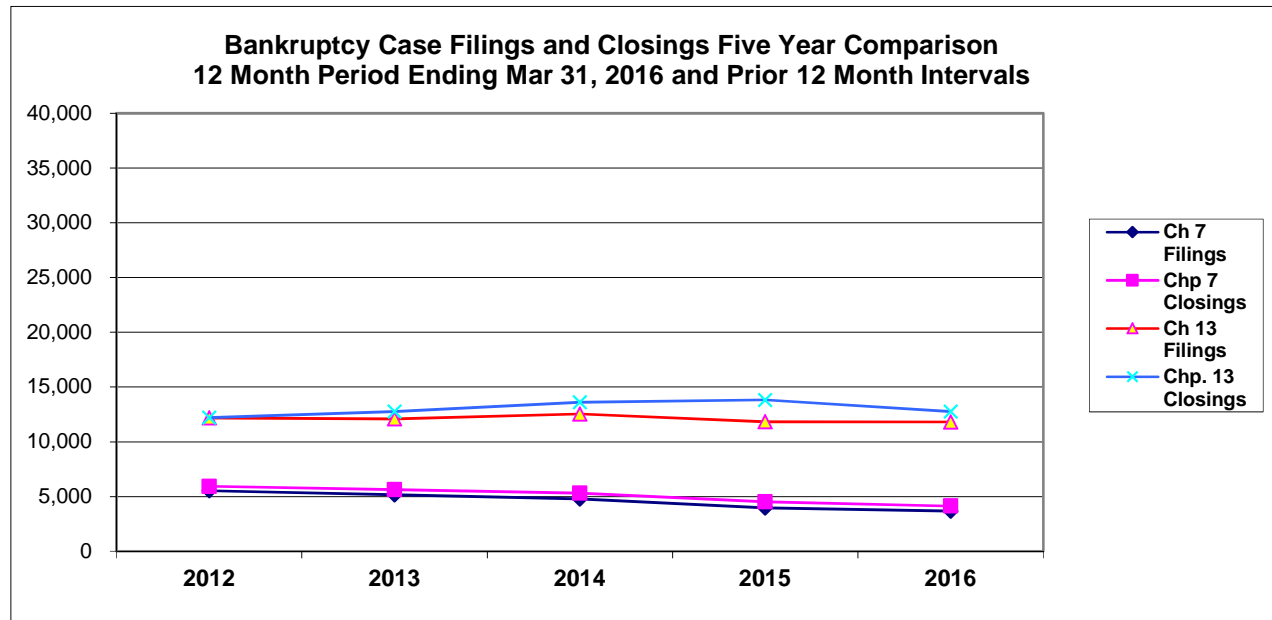


United States Bankruptcy Court Western District of Tennessee



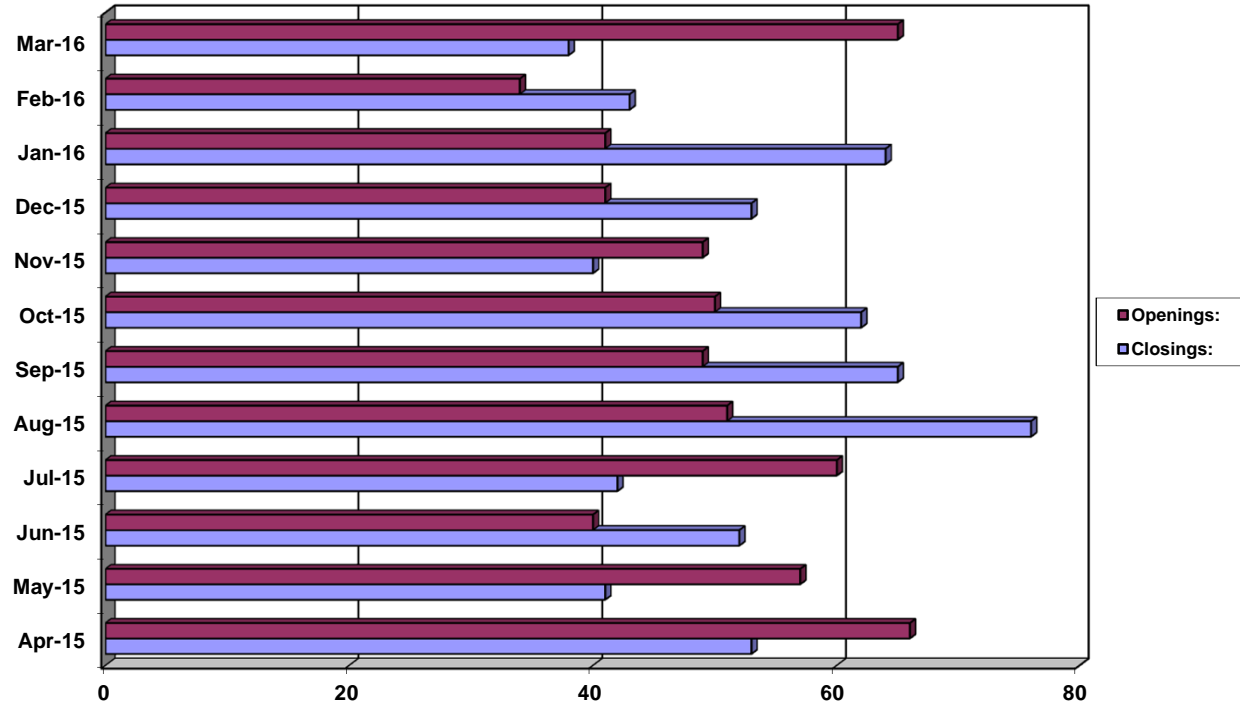
NOTE: Data For Each Year was Calculated Beginning Mar 31, 2016 And Extending Backwards Twelve Months

United States Bankruptcy Court Western District of Tennessee



United States Bankruptcy Court Western District of Tennessee

Adversary Openings and Closings
Apr 1, 2015 - Mar 31, 2016



	Apr-15	May-15	Jun-15	Jul-15	Aug-15	Sep-15	Oct-15	Nov-15	Dec-15	Jan-16	Feb-16	Mar-16
■ Openings:	66	57	40	60	51	49	50	49	41	41	34	65
■ Closings:	53	41	52	42	76	65	62	40	53	64	43	38